

SUMOTO SUBMERSIBLE PUMP

Sumoto S.r.l





Sumoto is one of the world leaders in the production and commercialization of 3, 4 and 6 inch submersible motors and pumps. The company, founded in 1991 and situated in the North East of Italy, which has always been a manufacturing hub of excellence where the electro-pump sector is concerned, covers an area of 12,000 sq.m., of which 8,000 are covered and used for production.

The company mission is therefore to offer one of the most complete ranges of submersible motors, both of filled rewindable ones and encapsulated-resin filled ones.

Nowadays, when environmental quality and sensitivity is necessary in order to distinguish one self from the competition, Sumoto is constantly working to improve its product range, and has created new "Energy Saving" motors, like the new 3"IPM high speed one.



CONTENTS



3SP1
3SP2

STAINLESS STEEL
SUBMERSIBLE PUMPS

01-02



4SP2 **4SP3**
4SP5 **4SP8**
4SP14

STAINLESS STEEL
SUBMERSIBLE PUMPS

03-07



5SP5 **5SP10**
5SP15 **5SP20**
5SP25 **5SP30**

STAINLESS STEEL
SUBMERSIBLE PUMPS

08-12



6SP20 **6SP30**
6SP46 **6SP60**

STAINLESS STEEL
SUBMERSIBLE PUMPS

13-20



8SP77
8SP95

STAINLESS STEEL
SUBMERSIBLE PUMPS

21-24



10SP125
10SP160

STAINLESS STEEL
SUBMERSIBLE PUMPS

25-28

3"

3SP1 - SUBMERSIBLE PUMP

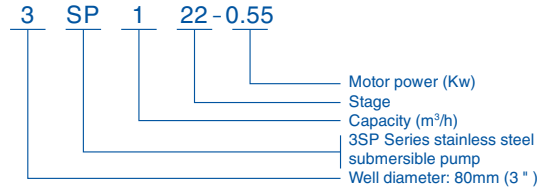
▶ STAINLESS STEEL SUBMERSIBLE PUMPS ◀

▶ Typical applications:

- Water supply system
- Booster
- Garden and farm irrigation
- Lowering underground water level
- Various industrial applications

▶ Pump / Motor

- Adopted the NEMA standard
- Insulation class: B
- Protection grade: IP68
- Maximum diameter ϕ 70mm
- Highest temperature of liquid: 35°C



Diffuser height: 20mm

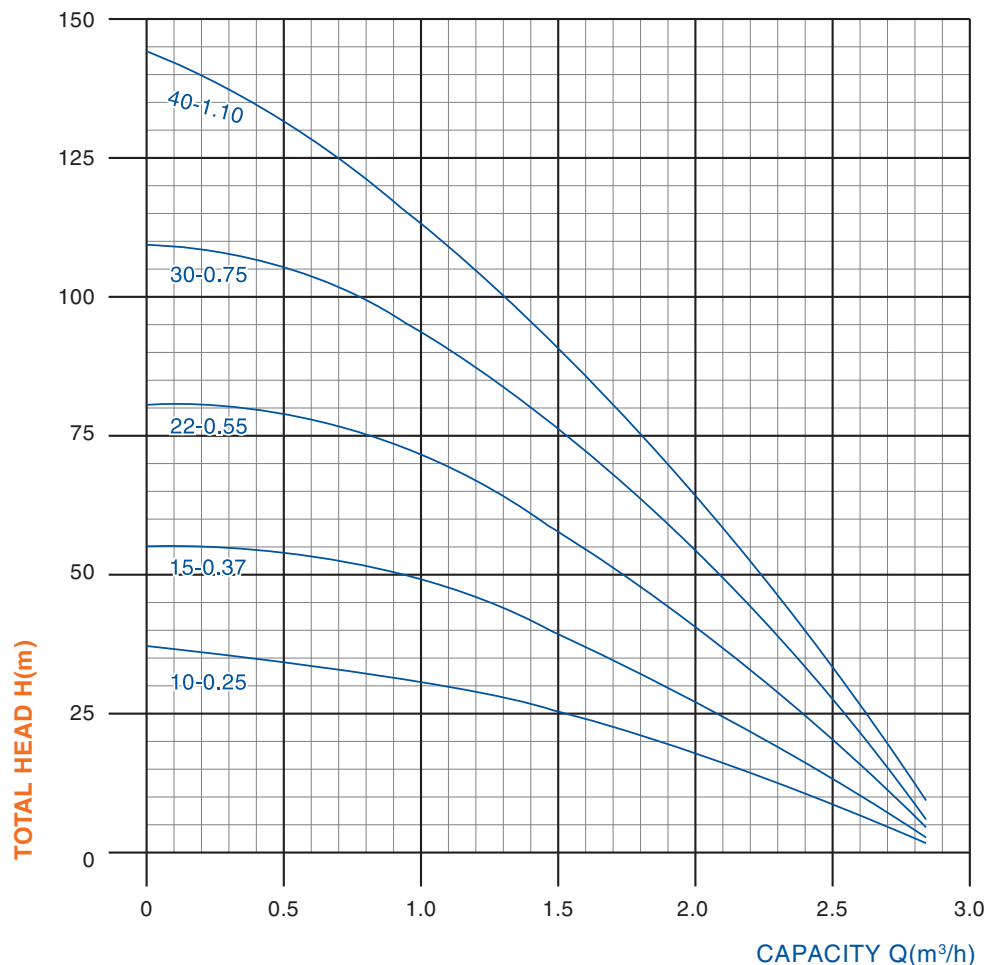
▶ PERFORMANCE TABLE

rpm: 2850 Outlet: G2¹/₄

TYPE	Motor power		Capacity and head								
			l/min	0	6	17	25	30	33	42	Length
	KW	Hp	m ³ /h	0	0.5	1	1.5	1.8	2	2.5	mm
3SP1-10	0.25	0.33	Head (m)	38	36	33	28	23	20	10	330
3SP1-15	0.37	0.5		55	54	50	40	34	29	14	430
3SP1-22	0.55	0.75		79	78	72	58	50	42	20	570
3SP1-30	0.75	1		108	105	93	76	64	57	27	730
3SP1-40	1.1	1.5		144	132	120	91	76	60	35	930



3SP1 SUBMERSIBLE PUMPS



3"

3SP2 - SUBMERSIBLE PUMP

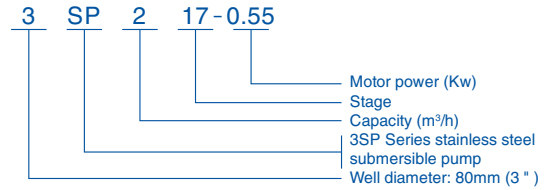
▶ STAINLESS STEEL SUBMERSIBLE PUMPS ◀

▶ Typical applications:

- Water supply system
- Booster
- Garden and farm irrigation
- Lowering underground water level
- Various industrial applications

▶ Pump / Motor

- Adopted the NEMA standard
- Insulation class: B
- Protection grade: IP68
- Maximum diameter ϕ 70mm
- Highest temperature of liquid: 35°C



Diffuser height: 20mm

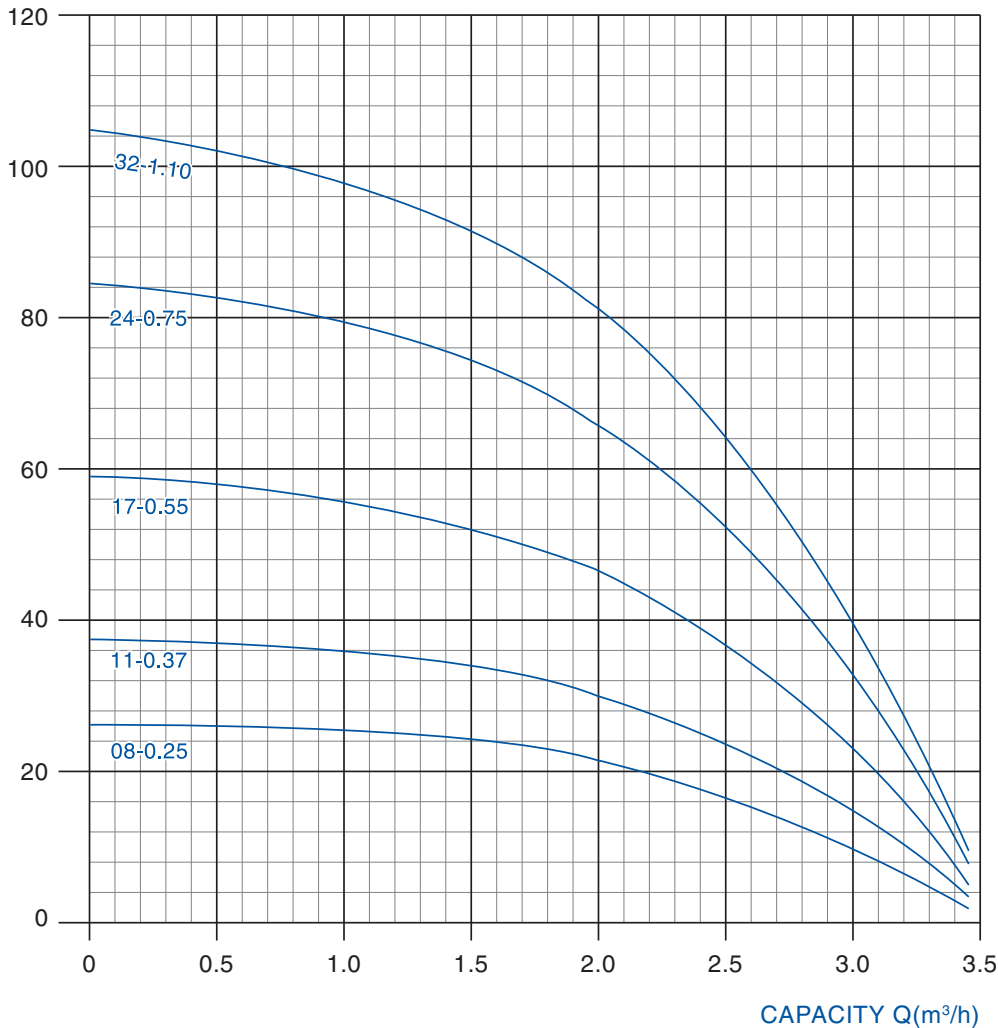
▶ PERFORMANCE TABLE

rpm: 2850 Outlet: G2 1/4

TYPE	Motor power		Capacity and head							
			l/min	0	17	25	33	42	50	Length
	KW	Hp	m³/h	0	1	1.5	2	2.5	3	mm
3SP2-8	0.25	0.33	Head (m)	28	26	25	22	17	11	290
3SP2-11	0.37	0.5		39	36	34	30	24	15	350
3SP2-17	0.55	0.75		60	56	52	46	37	23	470
3SP2-24	0.75	1		85	79	74	65	52	33	610
3SP2-32	1.1	1.5		106	97	92	83	65	40	770



3SP2 SUBMERSIBLE PUMPS



4"

4SP2 - SUBMERSIBLE PUMP

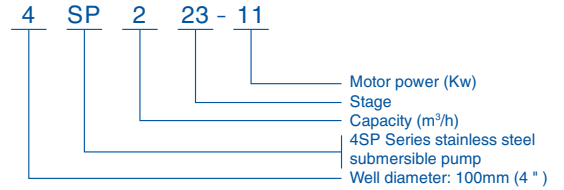
▶ STAINLESS STEEL SUBMERSIBLE PUMPS ◀

▶ Typical applications:

- Water supply system
- Booster
- Garden and farm irrigation
- Lowering underground water level
- Various industrial applications

▶ Pump / Motor

- Adopted the NEMA standard
- Insulation class: B
- Protection grade: IP68
- Maximum diameter $\phi 95\text{mm}$
- Highest temperature of liquid: 35°C



Diffuser height: 21mm

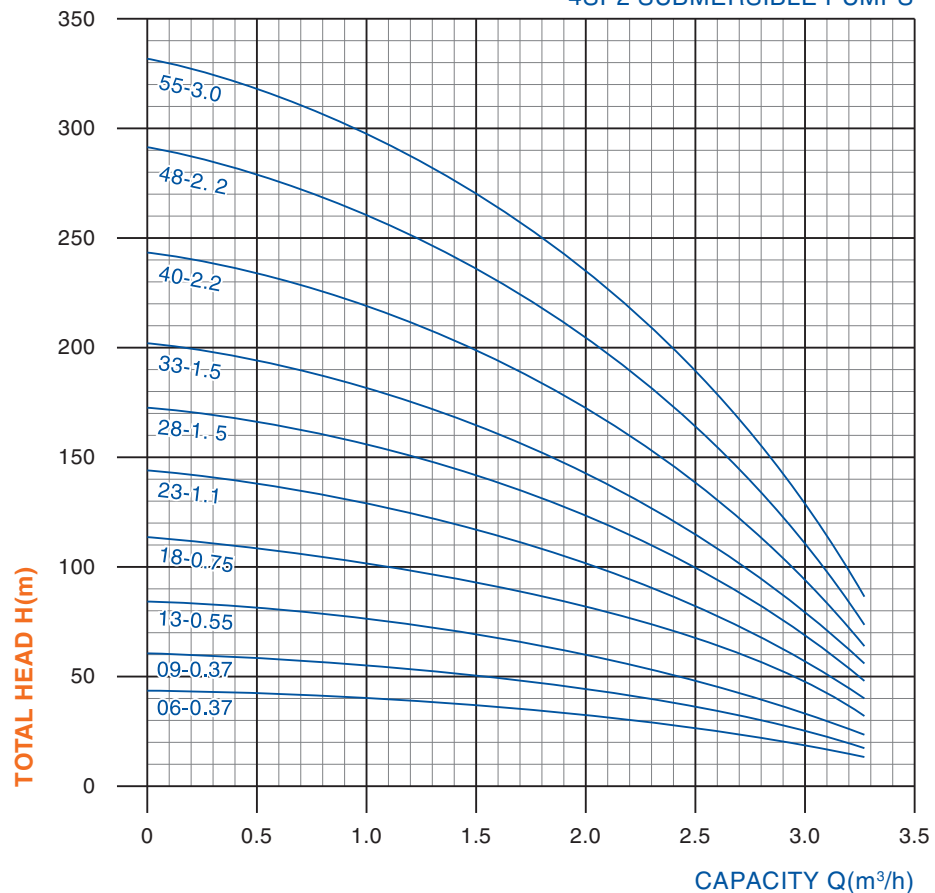
▶ PERFORMANCE TABLE

rpm: 2850 Outlet: G1 1/4"

TYPE	Motor power		Capacity and head						
	KW	Hp	l/min	0	25	33	40	Length	Weight
			m ³ /h	0	1.5	2	2.5	mm	kg
4SP2-6	0.37	0.5	Head (m)	37	30	24	20	281	2.3
4SP2-9	0.37	0.5		55	45	36	30	344	2.9
4SP2-13	0.55	0.75		80	64	52	44	428	3.7
4SP2-18	0.75	1		110	89	73	66	533	4.7
4SP2-23	1.1	1.5		141	114	92	77	638	5.7
4SP2-28	1.5	2		171	139	112	94	743	6.7
4SP2-33	1.5	2		202	163	132	111	848	7.7
4SP2-40	2.2	3		245	198	140	135	995	9.1
4SP2-48	2.2	3		294	237	192	161	1163	10.7
4SP2-55	3	4		336	272	220	185	1310	12.0



4SP2 SUBMERSIBLE PUMPS



4"

4SP3 - SUBMERSIBLE PUMP

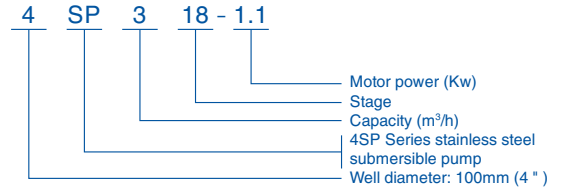
▶ STAINLESS STEEL SUBMERSIBLE PUMPS ◀

▶ Typical applications:

- Water supply system
- Booster
- Garden and farm irrigation
- Lowering underground water level
- Various industrial applications

▶ Pump / Motor

- Adopted the NEMA standard
- Insulation class: B
- Protection grade: IP68
- Maximum diameter $\phi 95\text{mm}$
- Highest temperature of liquid: 35°C



Diffuser height: 21mm

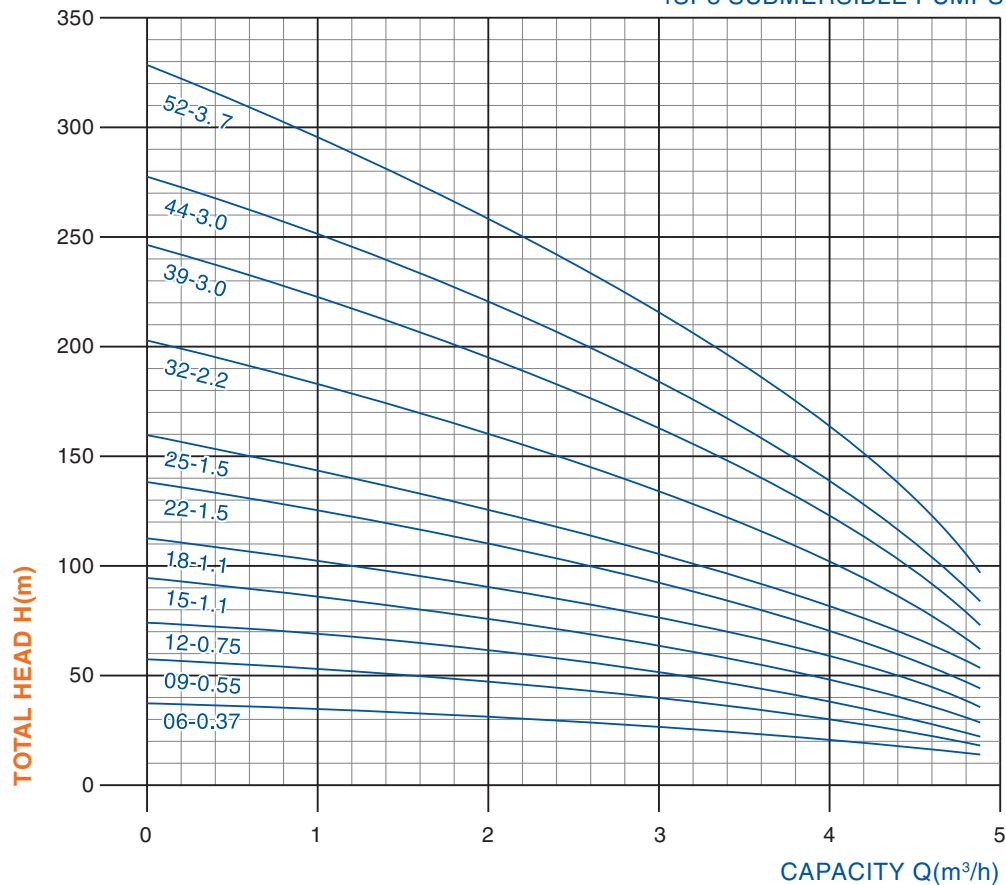
▶ PERFORMANCE TABLE

rpm: 2850 Outlet: G1 1/4"

TYPE	Motor power		Capacity and head						
			I/min	0	33	50	67	Length	Weight
	KW	Hp	m³/h	0	2	3	4	mm	kg
4SP3-06	0.37	0.5	Head (m)	38	30	26	19	281	2.3
4SP3-09	0.55	0.75		57	45	38	28	344	2.9
4SP3-12	0.75	1		76	60	51	37	407	3.5
4SP3-15	1.1	1.5		95	74	64	46	470	4.1
4SP3-18	1.1	1.5		113	89	77	56	533	4.7
4SP3-22	1.5	2		139	109	94	68	617	5.5
4SP3-25	1.5	2		158	124	107	78	680	6.1
4SP3-32	2.2	3		202	158	137	99	827	7.5
4SP3-39	3	4		246	193	167	121	974	8.9
4SP3-44	3	4		277	218	188	136	1079	9.9
4SP3-52	3.7	5		328	257	222	161	1247	11.4



4SP3 SUBMERSIBLE PUMPS



4"

4SP5 - SUBMERSIBLE PUMP

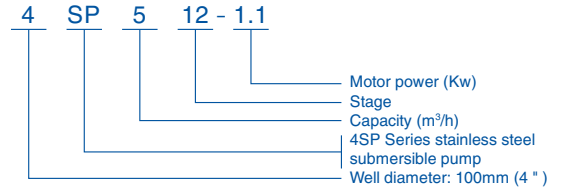
▶ STAINLESS STEEL SUBMERSIBLE PUMPS ◀

▶ Typical applications:

- Water supply system
- Booster
- Garden and farm irrigation
- Lowering underground water level
- Various industrial applications

▶ Pump / Motor

- Adopted the NEMA standard
- Insulation class: B
- Protection grade: IP68
- Maximum diameter $\phi 95\text{mm}$
- Highest temperature of liquid: 35°C



Diffuser height: 21mm

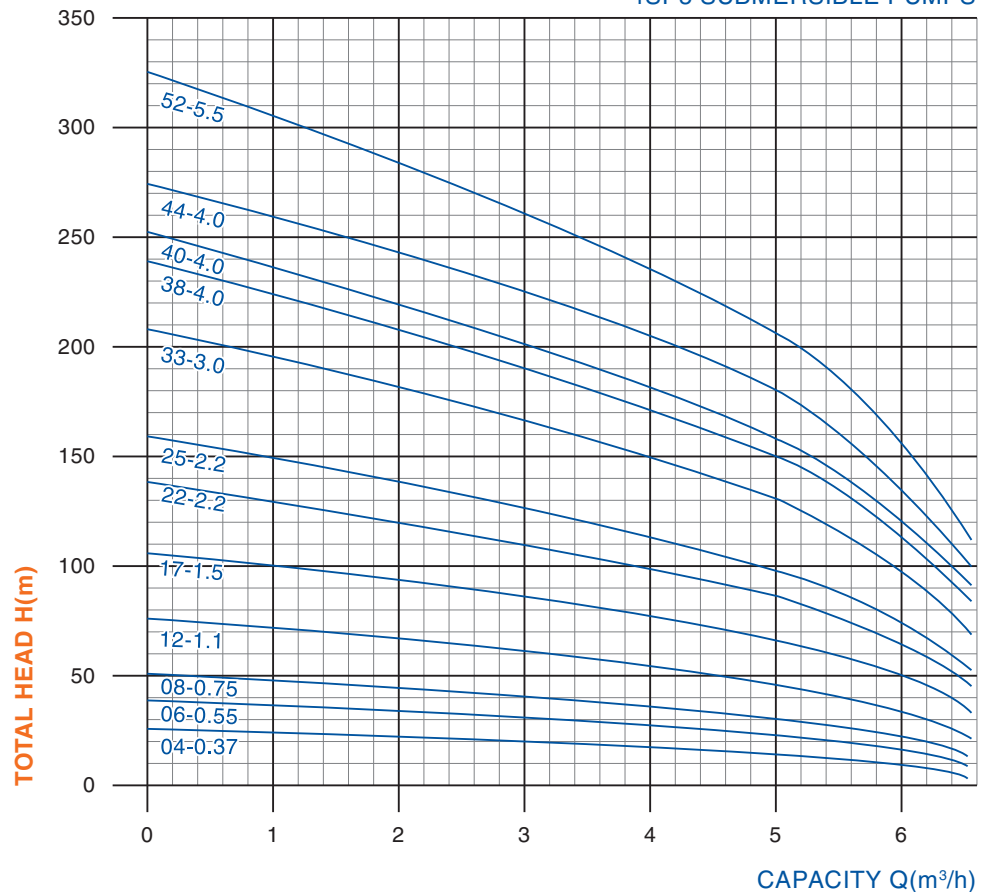
▶ PERFORMANCE TABLE

rpm: 2850 Outlet: G1 1/4"

TYPE	Motor power		Capacity and head						
	KW	Hp	l/min	0	50	83	100	Length mm	Weight kg
			m³/h	0	3	5	6		
4SP5-04	0.37	0.5	Head (m)	25	20	16	12	239	1.9
4SP5-06	0.55	0.75		38	30	24	18	281	2.4
4SP5-08	0.75	1		50	40	32	24	323	2.8
4SP5-12	1.1	1.5		76	60	48	36	407	3.6
4SP5-17	1.5	2		107	85	68	51	512	4.7
4SP5-22	2.2	3		139	110	88	66	617	5.7
4SP5-25	2.2	3		159	125	100	75	680	6.4
4SP5-33	3	4		208	165	132	99	848	8.0
4SP5-38	4	5.5		239	190	152	114	953	9.1
4SP5-40	4	5.5		252	200	160	120	995	9.5
4SP5-44	4	5.5		275	220	176	132	1079	10.3
4SP5-52	5.5	7.5		326	260	208	156	1247	12.0



4SP5 SUBMERSIBLE PUMPS



4"

4SP8 - SUBMERSIBLE PUMP

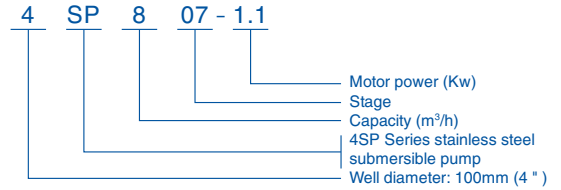
▶ STAINLESS STEEL SUBMERSIBLE PUMPS ◀

▶ Typical applications:

- Water supply system
- Booster
- Garden and farm irrigation
- Lowering underground water level
- Various industrial applications

▶ Pump / Motor

- Adopted the NEMA standard
- Insulation class: B
- Protection grade: IP68
- Maximum diameter $\phi 95\text{mm}$
- Highest temperature of liquid: 35°C



Diffuser height: 27.5mm

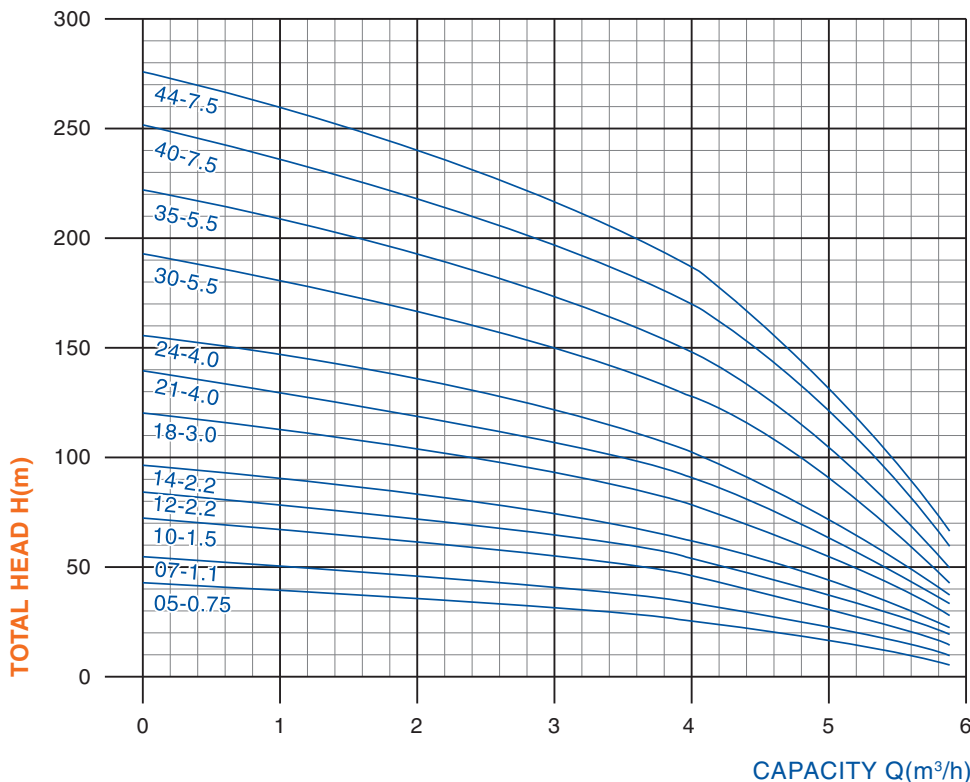
▶ PERFORMANCE TABLE

rpm: 2850 Outlet: G2 "

TYPE	Motor power		Capacity and head						
			l/min	0	100	133	167	Length	Weight
	KW	Hp	m ³ /h	0	6	8	10	mm	kg
4SP8-05	0.75	1	Head (m)	33	25	21	15	288	2.6
4SP8-07	1.1	1.5		44	35	30	21	343	3.1
4SP8-10	1.5	2		63	50	43	30	425	3.9
4SP8-12	2.2	3		76	60	51	36	480	4.4
4SP8-14	2.2	3		89	70	60	42	535	5.0
4SP8-18	3	4		114	90	77	54	645	6.0
4SP8-21	4	5.5		133	105	90	63	728	6.8
4SP8-24	4	5.5		152	120	103	72	810	7.6
4SP8-30	5.5	7.5		190	150	129	90	975	9.3
4SP8-35	5.5	7.5		221	175	150	105	1113	10.6
4SP8-40	7.5	10		252	200	172	120	1250	11.9
4SP8-44	7.5	10		278	220	189	132	1360	13.0



4SP8 SUBMERSIBLE PUMPS



4"

4SP14 - SUBMERSIBLE PUMP

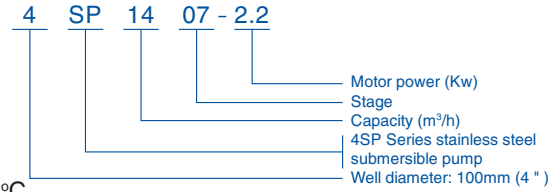
▶ STAINLESS STEEL SUBMERSIBLE PUMPS ◀

▶ Typical applications:

- Water supply system
- Booster
- Garden and farm irrigation
- Lowering underground water level
- Various industrial applications

▶ Pump / Motor

- Adopted the NEMA standard
- Insulation class: B
- Protection grade: IP68
- Maximum diameter ϕ 95mm
- Highest temperature of liquid: 35°C



Diffuser height: 50mm

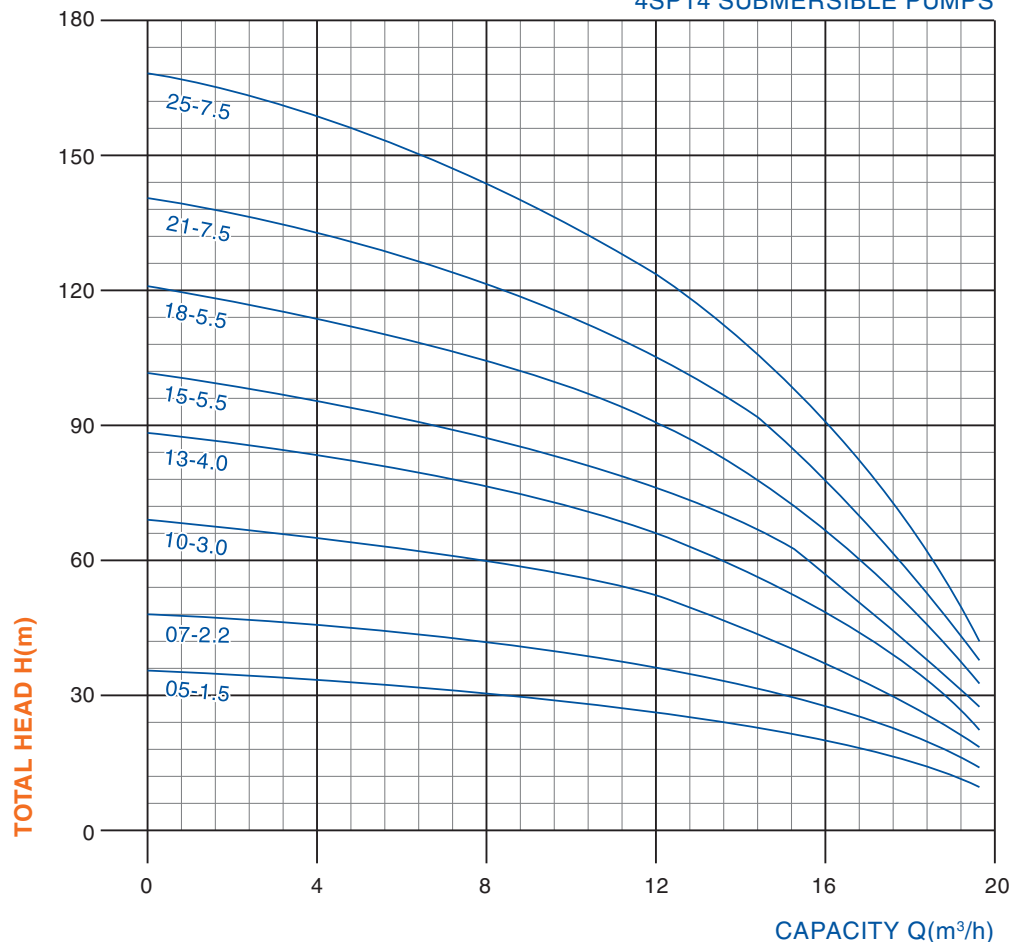
▶ PERFORMANCE TABLE

rpm: 2850 Outlet: G2 "

TYPE	Motor power		Capacity and head							
			l/min	0	83	166	233	266	300	Length
	KW	Hp	m³/h	0	5	10	14	16	18	mm
4SP14-05	1.5	2	Head (m)	34	31	26	22	18	13	415
4SP14-07	2.2	3		47	44	37	31	25	18	515
4SP14-10	3	4		68	62	53	44	36	26	665
4SP14-13	4	5.5		88	81	69	57	47	34	818
4SP14-15	5.5	7.5		102	94	80	66	54	39	915
4SP14-18	5.5	7.5		122	113	96	79	65	47	1065
4SP14-21	7.5	10		142	131	112	93	76	55	1215
4SP14-25	7.5	10		170	157	133	110	90	65	1415



4SP14 SUBMERSIBLE PUMPS



5"

5SP10 - SUBMERSIBLE PUMP

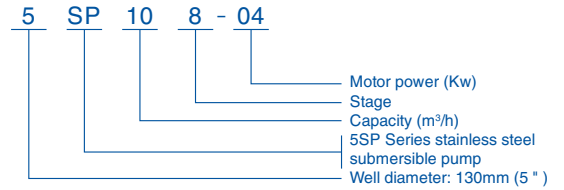
▶ STAINLESS STEEL SUBMERSIBLE PUMPS ◀

▶ Typical applications:

- Water supply system
- Booster
- Garden and farm irrigation
- Lowering underground water level
- Various industrial applications

▶ Pump / Motor

- Adopted the NEMA standard
- Insulation class: F
- Protection grade: IP68
- Maximum diameter ϕ 125mm
- Highest temperature of liquid: 35°C



Diffuser height: 48mm

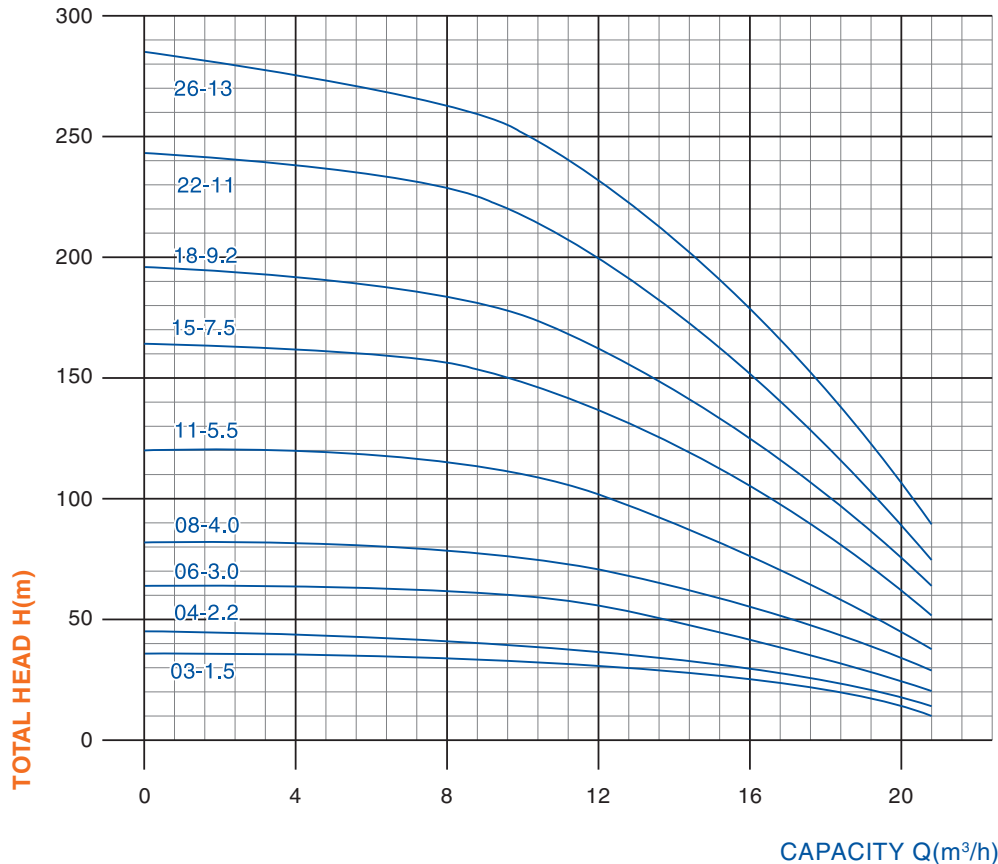
▶ PERFORMANCE TABLE

rpm: 2850 Outlet: G2 $\frac{1}{2}$ " ~G3"

TYPE	Motor power		Capacity and head								
			l/min	0	83	133	167	200	250	333	Length
	KW	Hp	m³/h	0	5	8	10	12	15	20	mm
5SP10-03	1.5	2	Head (m)	33	31	29	27	25	21	12	362
5SP10-04	2.2	3		44	41	38	36	33	28	16	410
5SP10-06	3	4		66	62	58	55	49	42	24	506
5SP10-18	4	5.5		88	82	77	73	66	56	32	602
5SP10-11	5.5	7.5		121	113	106	100	90	77	44	746
5SP10-15	7.5	10		165	155	144	137	123	105	60	938
5SP10-18	9.2	12.5		198	185	173	164	148	126	72	1082
5SP10-22	11	15		242	227	211	200	180	154	88	1274
5SP10-26	13	17.5		286	268	250	237	213	182	104	1466
5SP10-30	15	20		330	309	288	273	246	210	120	1658



5SP10 SUBMERSIBLE PUMPS



5"

5SP15 - SUBMERSIBLE PUMP

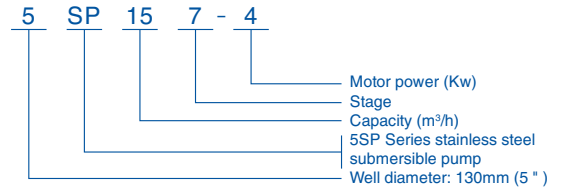
▶ STAINLESS STEEL SUBMERSIBLE PUMPS ◀

▶ Typical applications:

- Water supply system
- Booster
- Garden and farm irrigation
- Lowering underground water level
- Various industrial applications

▶ Pump / Motor

- Adopted the NEMA standard
- Insulation class: F
- Protection grade: IP68
- Maximum diameter ϕ 125mm
- Highest temperature of liquid: 35°C



Diffuser height: 48mm

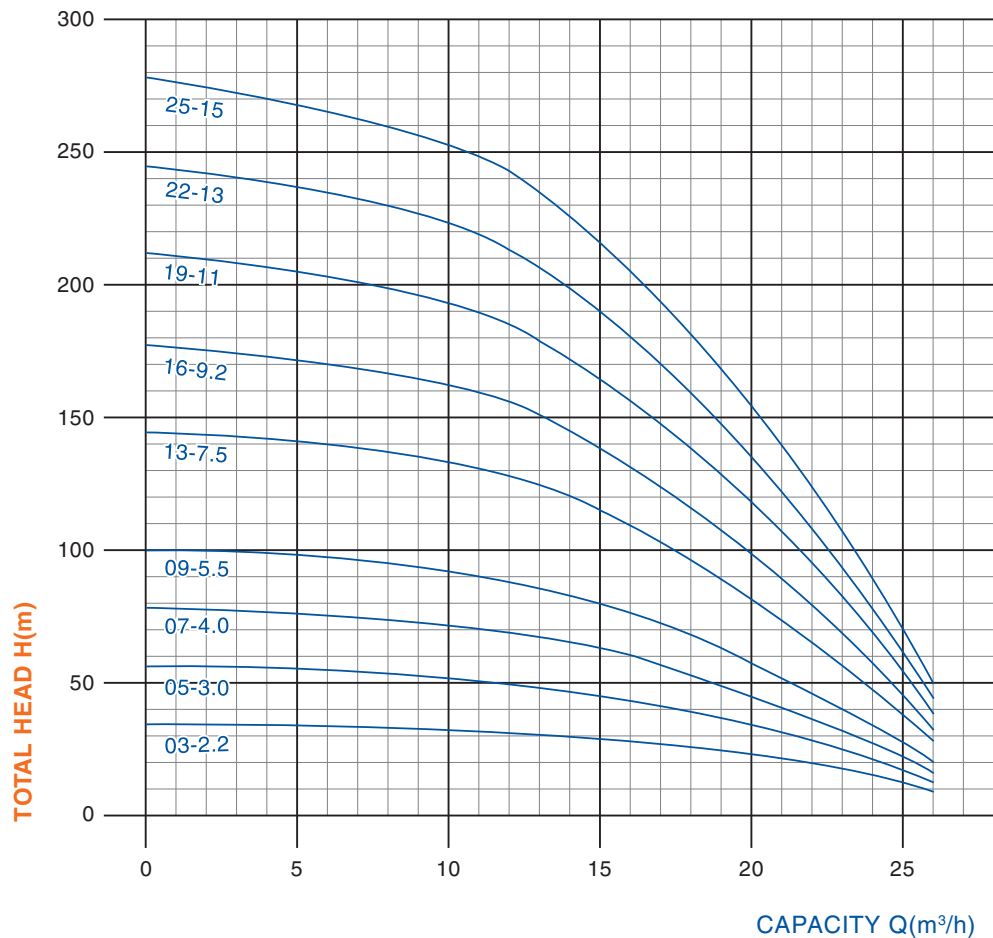
▶ PERFORMANCE TABLE

rpm: 2850 Outlet: G2 1/2" ~G3"

TYPE	Motor power		Capacity and head								
	KW	Hp	l/min	0	167	200	250	283	333	416	Length
			m³/h	0	10	12	15	17	20	25	mm
5SP15-03	2.2	3	Head (m)	33	30	28	26	23	18	8	362
5SP15-05	3	4		55	50	46	43	38	30	13	458
5SP15-07	4	5.5		77	70	64	60	53	42	18	554
5SP15-09	5.5	7.5		99	90	83	77	68	54	23	650
5SP15-13	7.5	10		143	130	120	111	99	78	33	842
5SP15-16	9.2	12.5		176	160	147	136	122	96	40	986
5SP15-19	11	15		209	190	175	162	144	114	48	1130
5SP15-22	13	17.5		242	220	202	187	147	132	55	1274
5SP15-25	15	20		275	250	230	213	190	150	63	1418



5SP15 SUBMERSIBLE PUMPS



5"

5SP20 - SUBMERSIBLE PUMP

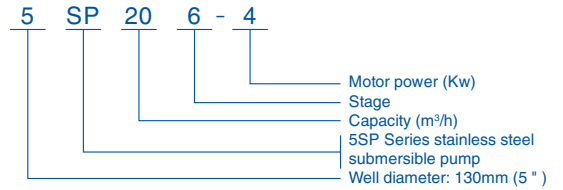
▶ STAINLESS STEEL SUBMERSIBLE PUMPS ◀

▶ Typical applications:

- Water supply system
- Booster
- Garden and farm irrigation
- Lowering underground water level
- Various industrial applications

▶ Pump / Motor

- Adopted the NEMA standard
- Insulation class: F
- Protection grade: IP68
- Maximum diameter ϕ 125mm
- Highest temperature of liquid: 35°C



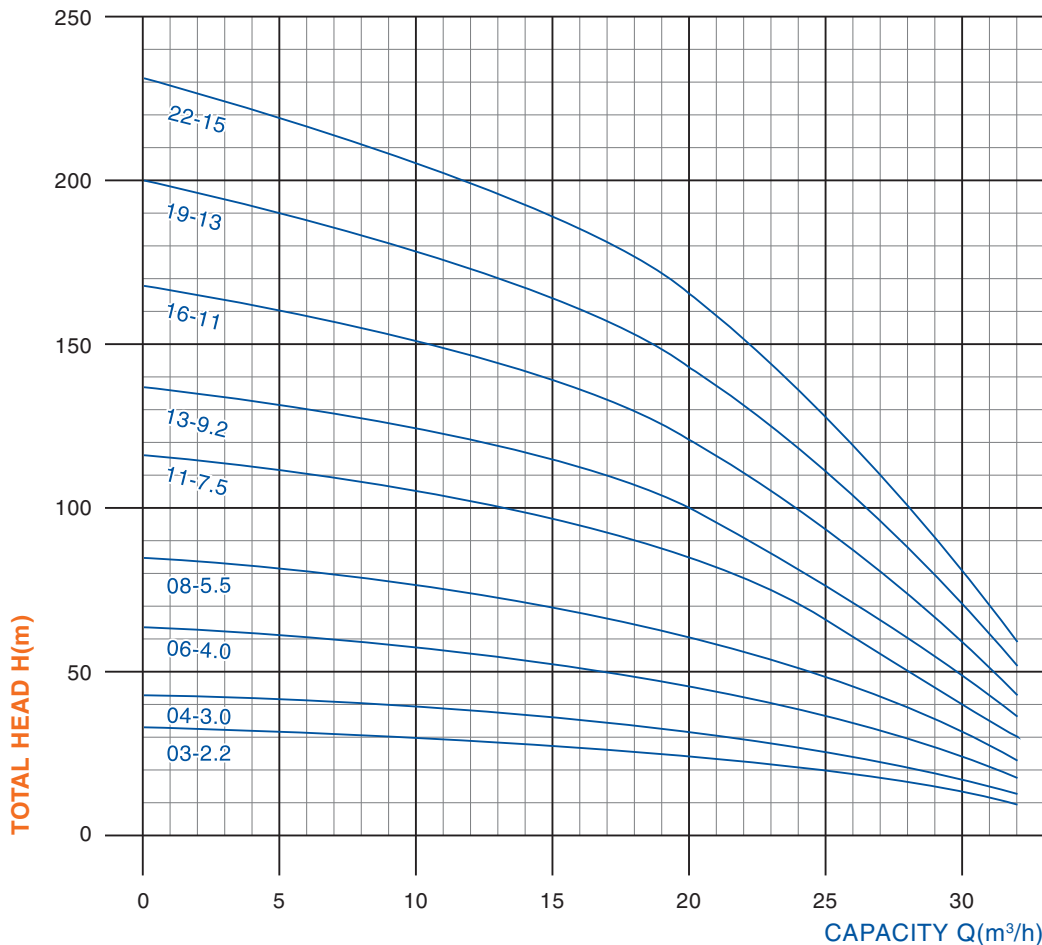
Diffuser height: 56mm

▶ PERFORMANCE TABLE

rpm: 2850 Outlet: G2¹/₂" ~G3"

TYPE	Motor power		Capacity and head							
			l/min	0	167	250	333	416	500	Length
	KW	Hp	m ³ /h	0	10	15	20	25	30	mm
5SP20-3	2.2	3	Head (m)	32	28	26	23	17	11	396
5SP20-4	3	4		42	37	34	30	23	14	452
5SP20-6	4	5.5		63	55	52	45	35	22	564
5SP20-8	5.5	7.5		84	74	69	60	46	29	676
5SP20-11	7.5	10		116	101	95	83	64	40	844
5SP20-13	9.2	12.5		137	120	112	98	75	47	956
5SP20-16	11	15		168	147	138	120	93	58	1124
5SP20-19	13	17.5		200	175	163	143	110	68	1292
5SP20-22	15	20		231	202	189	165	128	79	1460

5SP20 SUBMERSIBLE PUMPS



5"

5SP25 - SUBMERSIBLE PUMP

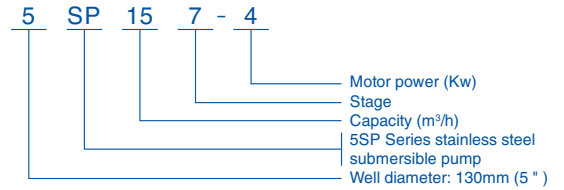
▶ STAINLESS STEEL SUBMERSIBLE PUMPS ◀

▶ Typical applications:

- Water supply system
- Booster
- Garden and farm irrigation
- Lowering underground water level
- Various industrial applications

▶ Pump / Motor

- Adopted the NEMA standard
- Insulation class: F
- Protection grade: IP68
- Maximum diameter ϕ 125mm
- Highest temperature of liquid: 35°C



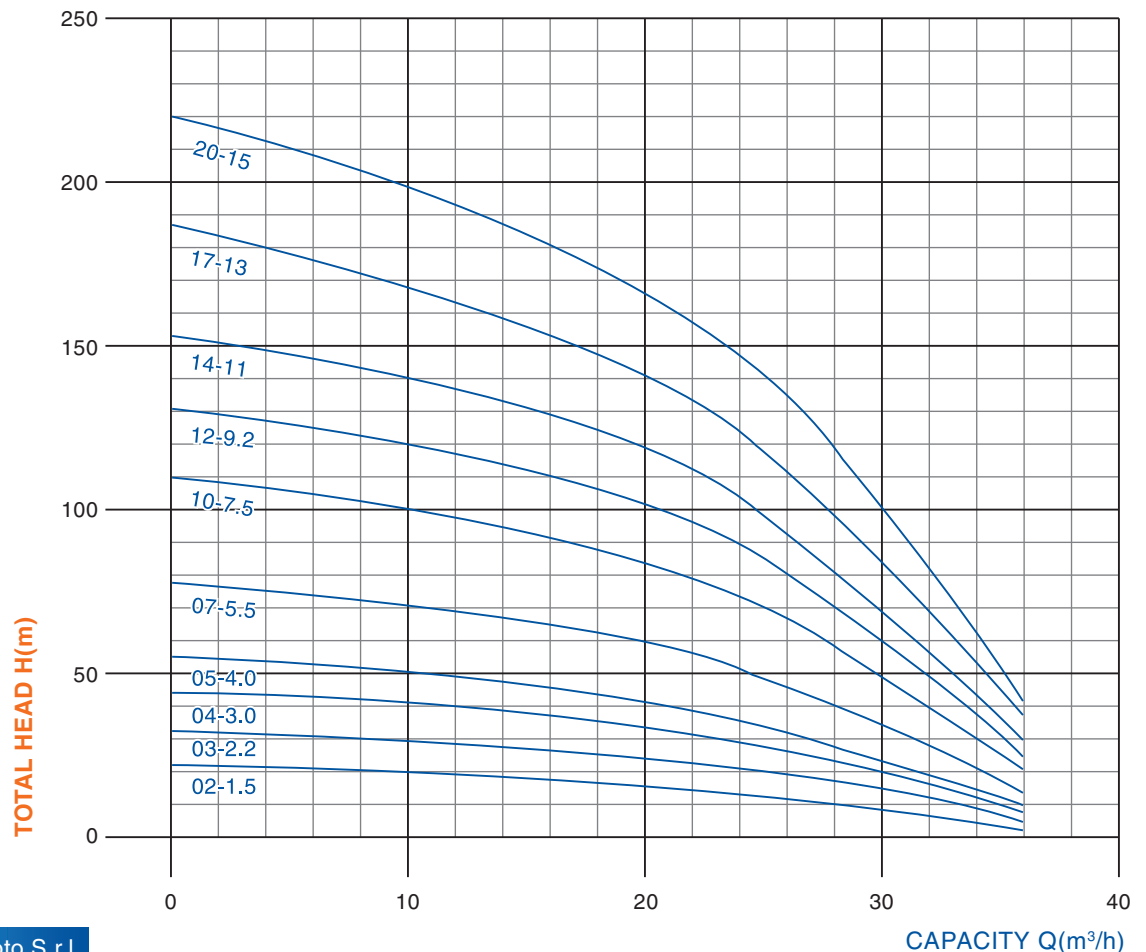
Diffuser height: 56mm

▶ PERFORMANCE TABLE

rpm: 2850 Outlet: G2 1/2" ~G3"

TYPE	Motor power		Capacity and head							
	KW	Hp	l/min	0	250	333	416	500	583	Length
			m³/h	0	15	20	25	30	35	mm
5SP25-2	1.5	2	Head (m)	22	19	18	15	11	7	340
5SP25-3	2.2	3		33	28	26	22	16	11	396
5SP25-4	3	4		44	37	35	30	22	14	452
5SP25-5	4	5.5		55	47	44	37	27	18	508
5SP25-7	5.5	7.5		77	65	62	52	38	25	620
5SP25-10	7.5	10		110	93	88	75	54	36	788
5SP25-12	9.2	12.5		132	112	106	90	65	43	906
5SP25-14	11	15		154	130	123	105	76	50	1012
5SP25-17	13	17.5		187	158	150	127	92	61	1180
5SP25-20	15	20		220	186	176	150	108	72	1348

5SP25 SUBMERSIBLE PUMPS



5"

5SP30 - SUBMERSIBLE PUMP

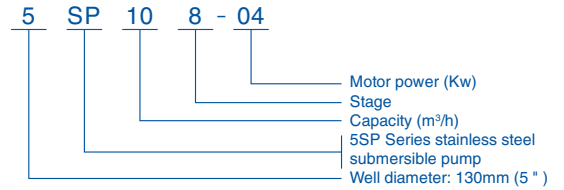
▶ STAINLESS STEEL SUBMERSIBLE PUMPS ◀

▶ Typical applications:

- Water supply system
- Booster
- Garden and farm irrigation
- Lowering underground water level
- Various industrial applications

▶ Pump / Motor

- Adopted the NEMA standard
- Insulation class: F
- Protection grade: IP68
- Maximum diameter ϕ 125mm
- Highest temperature of liquid: 35°C



Diffuser height: 56mm

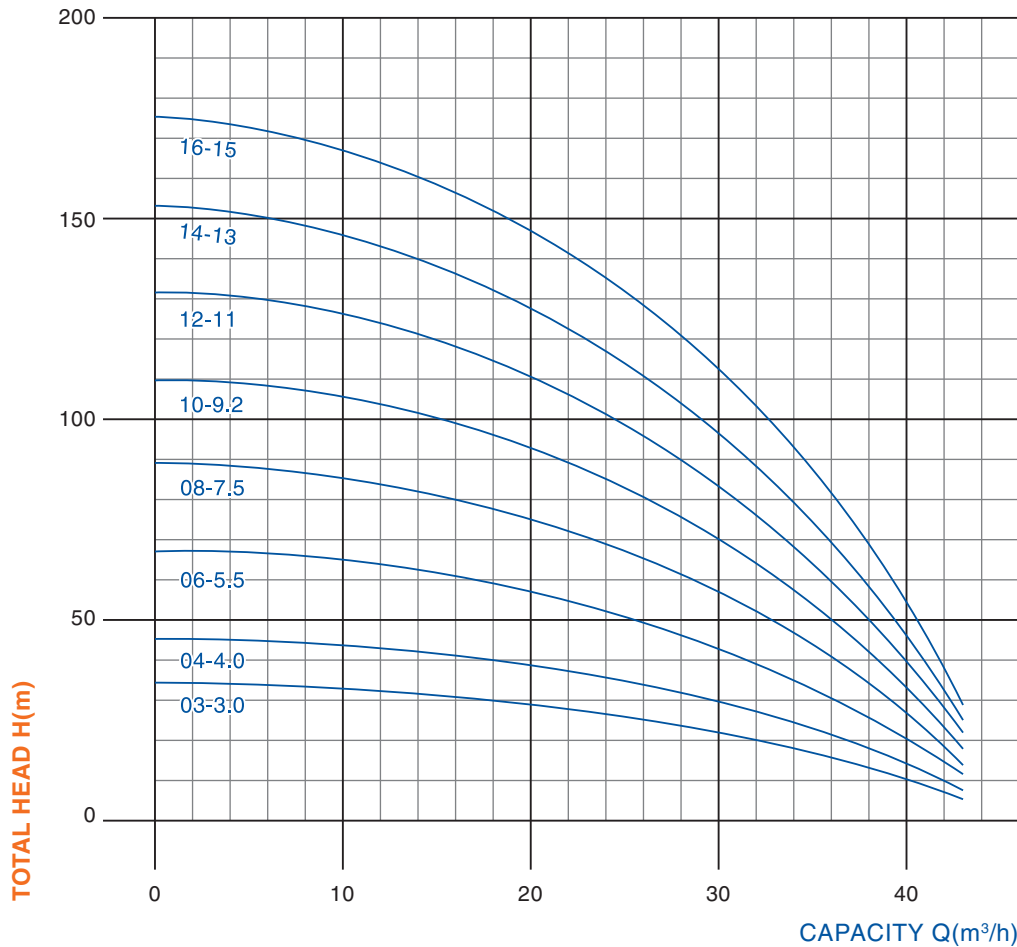
▶ PERFORMANCE TABLE

rpm: 2850 Outlet: G2 $\frac{1}{2}$ " ~G3"

TYPE	Motor power		Capacity and head								
			l/min	0	250	333	416	500	583	666	Length
	KW	Hp	m³/h	0	15	20	25	30	35	40	mm
5SP30-3	3	4	Head (m)	33	30	28	24	21	15	9	396
5SP30-4	4	5.5		44	40	37	32	28	20	12	452
5SP30-6	5.5	7.5		66	60	55	49	42	30	18	564
5SP30-8	7.5	10		88	80	74	65	56	40	24	676
5SP30-10	9.2	12.5		110	100	93	82	70	50	30	788
5SP30-12	11	15		132	120	111	98	84	60	36	900
5SP30-14	13	17.5		154	140	130	114	98	70	42	1012
5SP30-16	15	20		176	160	148	131	112	80	48	1124



5SP30 SUBMERSIBLE PUMPS



6"

6SP20 - SUBMERSIBLE PUMPS



► Applications

For water supply from wells or reservoirs
For domestic use, for civil and industrial applications
For garden use and irrigation

► Operating conditions

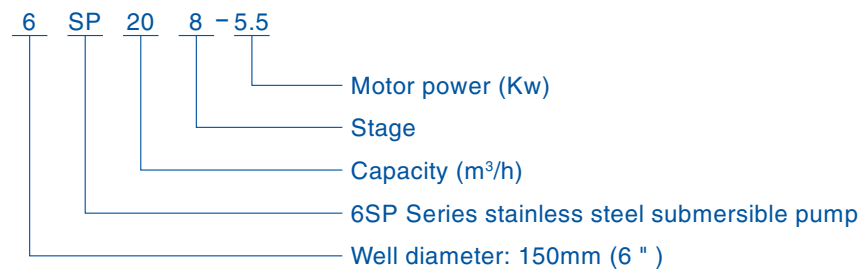
Maximum fluid temperature up to $\pm 50^{\circ}\text{C}$
Maximum sand content: 0.25%
Minimum well diameter: 6"

► Motor and Pump

Rewindable motor or Full obturated screen motor
① Direct start (1 cable)
② Star - delta start (2 cables)
Equip with start control box or digital auto - control box
NEMA dimension standards
Curve tolerance according to ISO2548
Maximum diameter $\phi 130\text{mm}$

► Warranty: 1 year

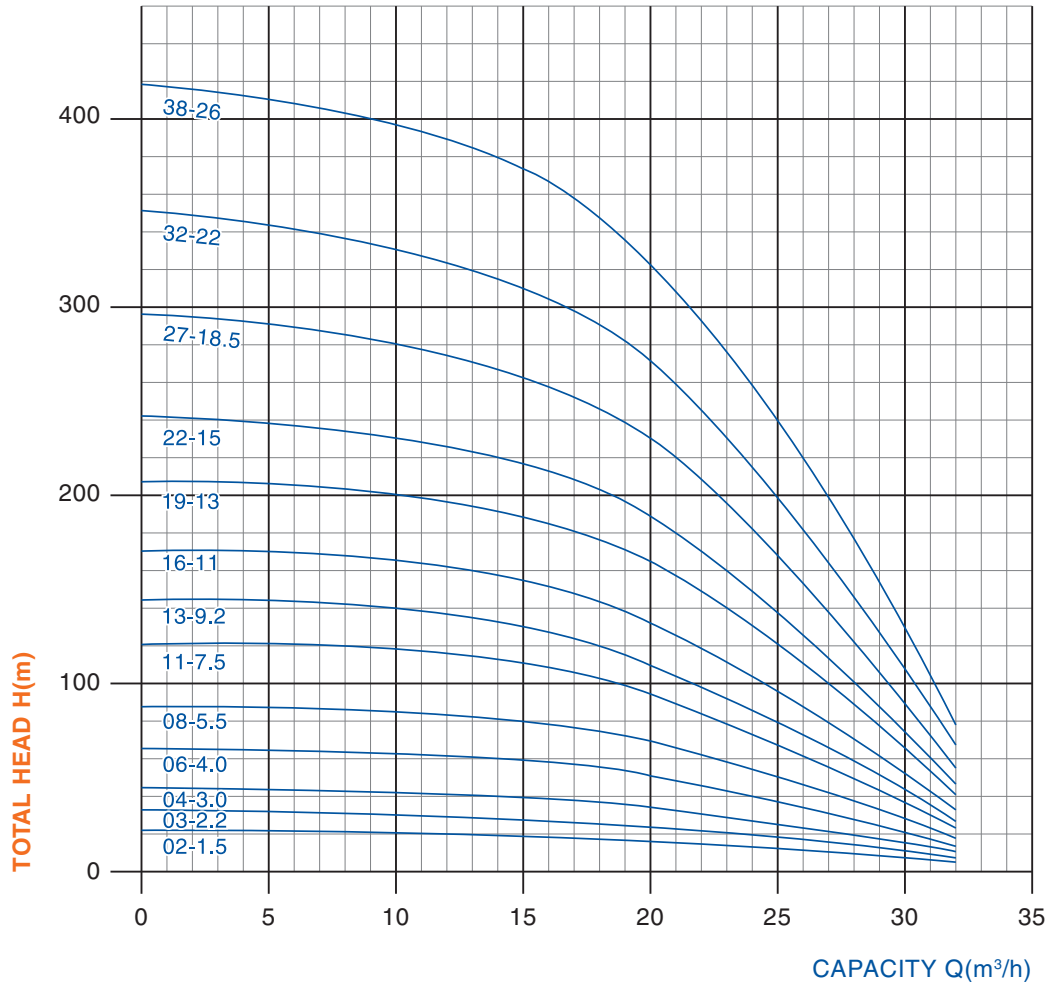
(according to our general sales conditions)



Components	Material
Components	①AISI 304 ②AISI 316ss
Check value	①AISI 304 ②AISI 316ss
Suction lantern	①AISI 304 ②AISI 316ss
Stage casing	①AISI 304 ②AISI 316ss
Impeller	①AISI 304 ②AISI 316ss
Shaft	①AISI 316 ②AISI 304ss
Shaft coupling	①AISI 316 ②AISI 304ss
Wear ring	Rubber
Motor external casing	AISI 304ss
Top cover	①Cast iron G20 UNI5007 ②AISI 304ss
Bottom support	①Cast iron G20 UNI5007 ②AISI 304ss
Seal	①NBR ②cARBON-SIC/TC
Shaft	AISI 304ss-C1045
Thrust bearing	①Ceramic/Carbon ②NSK
Radial bearing	①Ceramic/TC ②NSK

6SP20 - SUBMERSIBLE PUMPS

6SP20 SUBMERSIBLE PUMPS



Diffuser height: 56mm

► PERFORMANCE TABLE

rpm: 2850 Outlet: G2¹/₂" ~G3"

TYPE	Motor power		Capacity and head								
			l/min	0	166	250	333	416	500	Length	Weight
	KW	Hp	m³/h	0	10	15	20	25	30	mm	kg
6SP20-2	1.5	2	Head (m)	22	21	19	17	12	6	361	4.6
6SP20-3	2.2	3		33	31	29	26	18	10	406	5.7
6SP20-4	3	4		44	41	38	34	24	13	451	6.8
6SP20-6	4	5.5		66	62	57	51	36	19	541	9.0
6SP20-8	5.5	7.5		88	82	76	68	54	29	631	11.2
6SP20-11	7.5	10		121	113	105	94	66	35	766	14.5
6SP20-13	9.2	12.5		145	136	125	111	78	41	856	16.7
6SP20-16	11	15		176	165	152	136	96	51	991	20
6SP20-19	13	17.5		209	196	181	162	114	61	1126	23.3
6SP20-22	15	20		242	227	209	187	132	70	1261	26.6
6SP20-27	18.5	25		297	278	257	230	163	86	1486	31.1
6SP20-32	22	30		352	330	304	272	192	102	1711	37.6
6SP20-38	26	35		418	391	361	323	228	122	1981	44.2

6"

6SP30 - SUBMERSIBLE PUMPS



► Applications

For water supply from wells or reservoirs
 For domestic use, for civil and industrial applications
 For garden use and irrigation

► Operating conditions

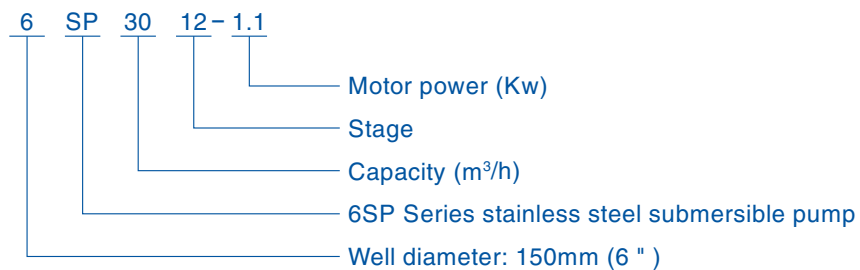
Maximum fluid temperature up to $\pm 50^{\circ}\text{C}$
 Maximum sand content: 0.25%
 Minimum well diameter: 6"

► Motor and Pump

Rewindable motor or Full obturated screen motor
 ① Direct start (1 cable)
 ② Star - delta start (2 cables)
 Equip with start control box or digital auto - control box
 NEMA dimension standards
 Curve tolerance according to ISO2548
 Maximum diameter $\phi 130\text{mm}$ or $\phi 135\text{mm}$

► Warranty: 1 year

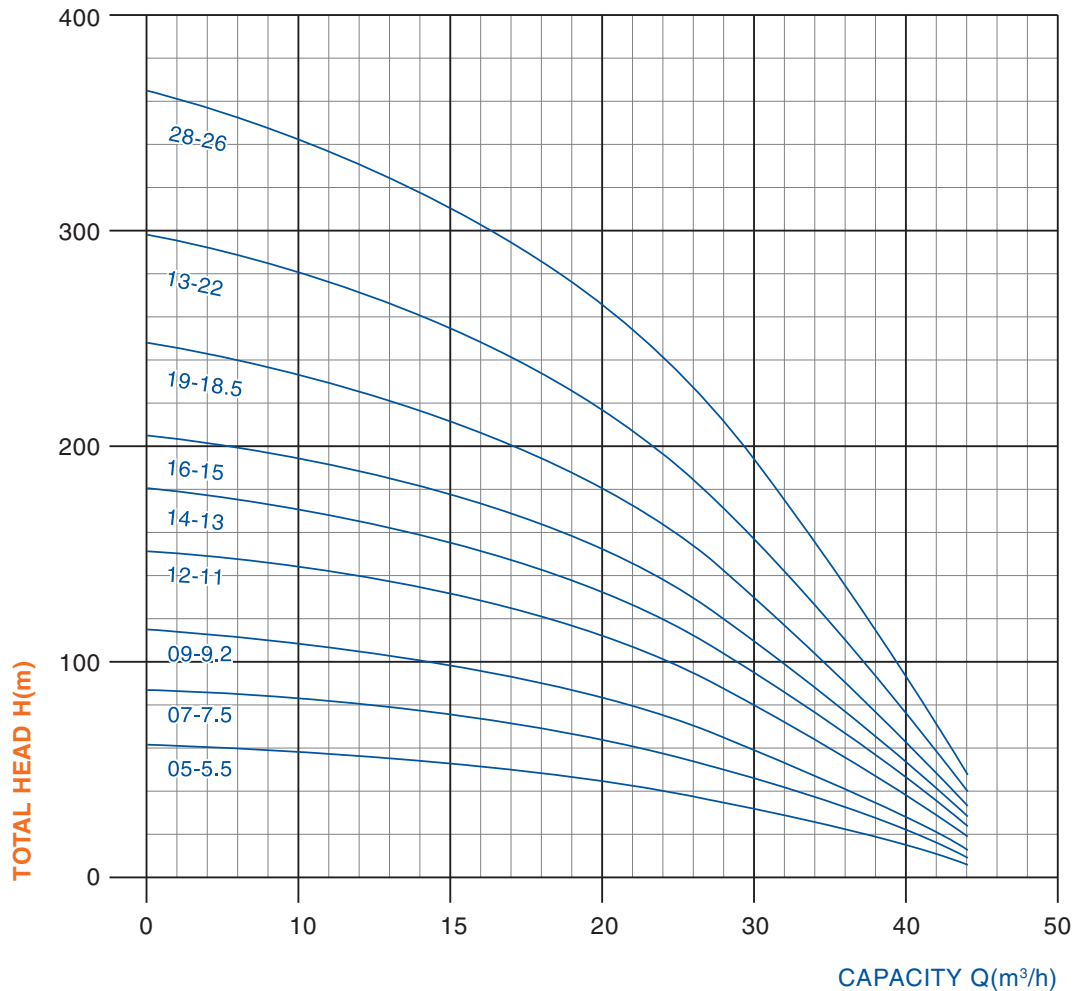
(according to our general sales conditions)



Components	Material
Components	①AISI 304 ②AISI 316ss
Check valve	①AISI 304 ②AISI 316ss
Suction lantern	①AISI 304 ②AISI 316ss
Stage casing	①AISI 304 ②AISI 316ss
Impeller	①AISI 304 ②AISI 316ss
Shaft	①AISI 316 ②AISI 304ss
Shaft coupling	①AISI 316 ②AISI 304ss
Wear ring	Rubber
Motor external casing	AISI 304ss
Top cover	①Cast iron G20 UNI5007 ②AISI 304ss
Bottom support	①Cast iron G20 UNI5007 ②AISI 304ss
Seal	①NBR ②cARBON-SIC/TC
Shaft	AISI 304ss-C1045
Thrust bearing	①Ceramic/Carbon ②NSK
Radial bearing	①Ceramic/TC ②NSK

6SP30 – SUBMERSIBLE PUMPS

6SP30 SUBMERSIBLE PUMPS



Diffuser height: 96mm
Diffuser height: 56.5mm

► PERFORMANCE TABLE

rpm: 2850 Outlet: G3"

TYPE	Motor power		Capacity and head								
			l/min	0	333	416	500	583	666	Length1	Length2
	KW	Hp	m³/h	0	20	25	30	35	40	mm	mm
6SP30-5	5.5	7.5	Head (m)	66	53	47	39	30	18	751	554
6SP30-7	7.5	10		92	74	66	55	42	25	943	667
6SP30-9	9.2	12.5		118	95	85	71	54	32	1135	780
6SP30-12	11	15		157	126	113	94	72	42	1423	949
6SP30-14	13	17.5		184	148	132	110	84	50	1615	1062
6SP30-16	15	20		210	169	151	126	94	57	1807	1175
6SP30-19	18.5	25		249	201	179	150	114	68	2095	1345
6SP30-23	22	30		302	243	217	181	138	82	2479	1571
6SP30-28	26	35		367	296	264	221	168	100	2959	1853

6"

6SP46 - SUBMERSIBLE PUMPS



► Applications

For water supply from wells or reservoirs
For domestic use, for civil and industrial applications
For garden use and irrigation

► Operating conditions

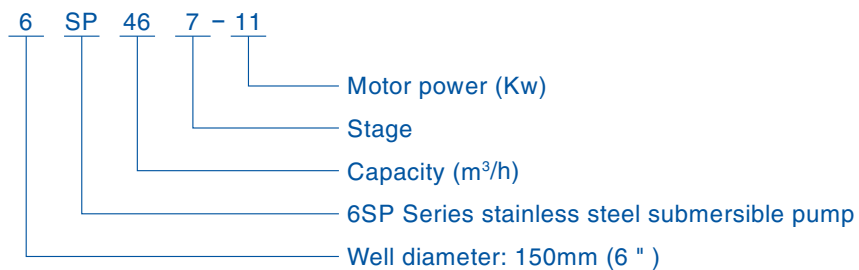
Maximum fluid temperature up to $\pm 50^{\circ}\text{C}$
Maximum sand content: 0.25%
Minimum well diameter: 6"

► Motor and Pump

Rewindable motor or Full obturated screen motor
① Direct start (1 cable)
② Star - delta start (2 cables)
Equip with start control box or digital auto - control box
NEMA dimension standards
Curve tolerance according to ISO2548
Maximum diameter $\phi 142\text{mm}$

► Warranty: 1 year

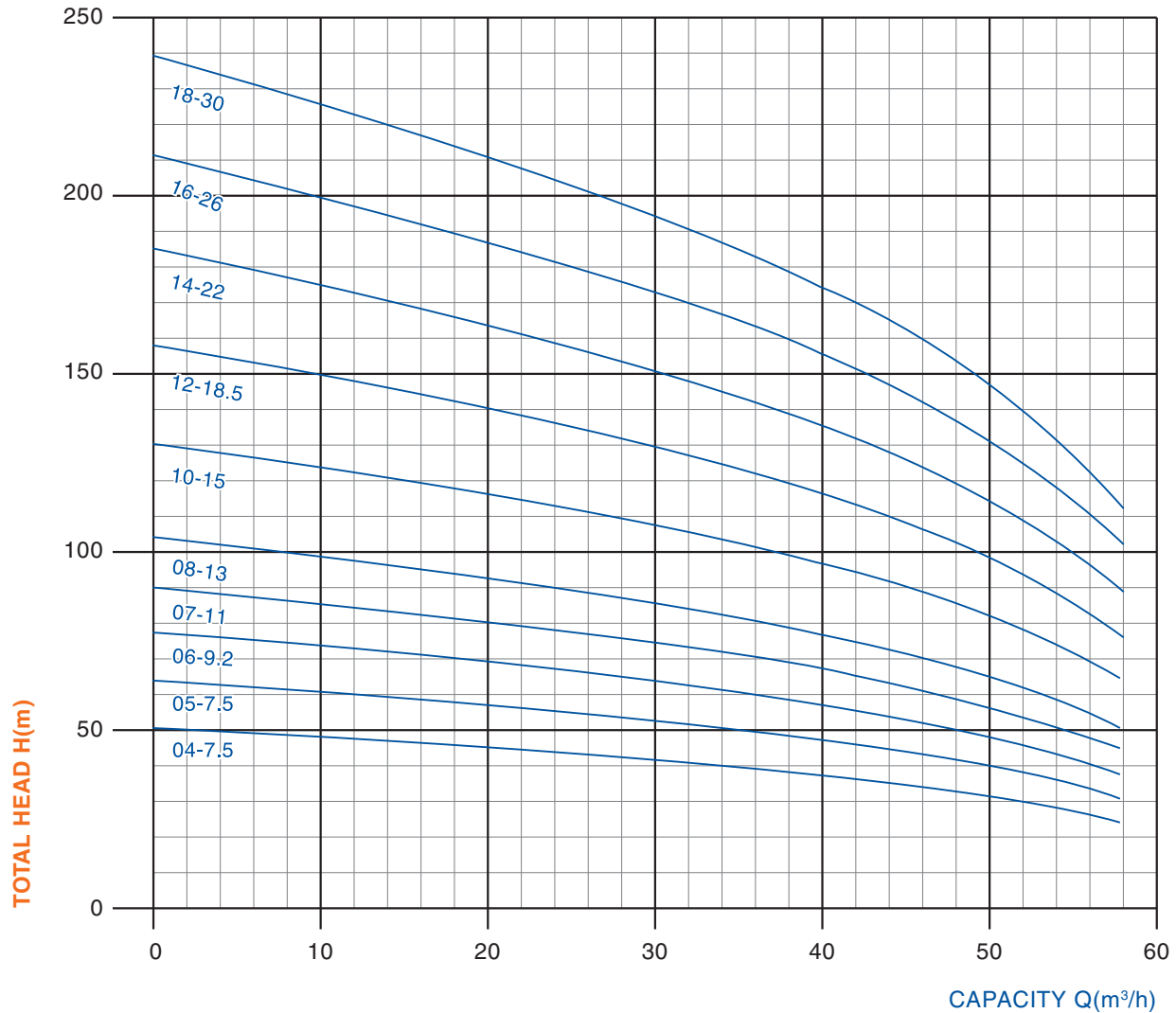
(according to our general sales conditions)



Components	Material
Components	①AISI 304 ②AISI 316ss
Check valve	①AISI 304 ②AISI 316ss
Suction lantern	①AISI 304 ②AISI 316ss
Stage casing	①AISI 304 ②AISI 316ss
Impeller	①AISI 304 ②AISI 316ss
Shaft	①AISI 316 ②AISI 304ss
Shaft coupling	①AISI 316 ②AISI 304ss
Wear ring	Rubber
Motor external casing	AISI 304ss
Top cover	①Cast iron G20 UNI5007 ②AISI 304ss
Bottom support	①Cast iron G20 UNI5007 ②AISI 304ss
Seal	①NBR ②cARBON-SIC/TC
Shaft	AISI 304ss-C1045
Thrust bearing	①Ceramic/Carbon ②NSK
Radial bearing	①Ceramic/TC ②NSK

6SP46 - SUBMERSIBLE PUMPS

6SP46 SUBMERSIBLE PUMPS



Diffuser height: 113mm

► PERFORMANCE TABLE

rpm: 2850 Outlet: G3" ~G4"

TYPE	Motor power		Capacity and head								
			l/min	0	583	666	766	833	916	Length	Weight
	KW	Hp	m³/h	0	35	40	46	50	55	mm	kg
6SP46-04	7.5	10	Head (m)	53	40	38	35	32	28	723	11.7
6SP46-05	7.5	10		66	50	48	44	40	35	836	14.1
6SP46-06	9.2	12.5		79	60	58	53	48	42	949	16.4
6SP46-07	11	15		92	70	67	62	56	49	1062	18.7
6SP46-08	13	17.5		106	80	77	70	64	56	1175	21.1
6SP46-10	15	20		132	100	96	88	80	70	1401	25.7
6SP46-12	18.5	25		158	120	115	106	96	84	1627	30.4
6SP46-14	22	30		185	140	134	123	112	98	1853	35.0
6SP46-16	26	35		211	160	154	141	128	112	2079	39.7
6SP46-18	30	40		238	180	173	158	144	126	2305	44.4

6"

6SP60 - SUBMERSIBLE PUMPS



► Applications

For water supply from wells or reservoirs
For domestic use, for civil and industrial applications
For garden use and irrigation

► Operating conditions

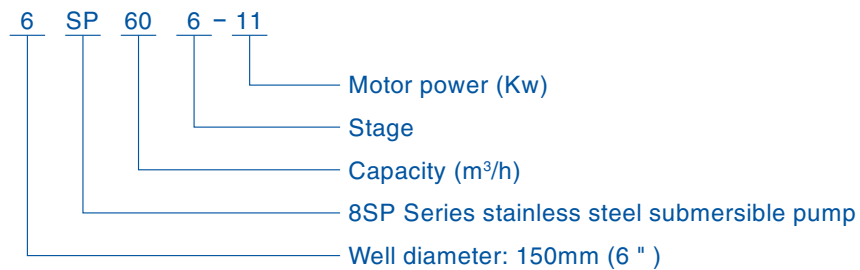
Maximum fluid temperature up to $\pm 50^{\circ}\text{C}$
Maximum sand content: 0.25%
Minimum well diameter: 6"

► Motor and Pump

Rewindable motor or Full obturated screen motor
① Direct start (1 cable)
② Star - delta start (2 cables)
Equip with start control box or digital auto - control box
NEMA dimension standards
Curve tolerance according to ISO2548
Maximum diameter $\phi 142\text{mm}$

► Warranty: 1 year

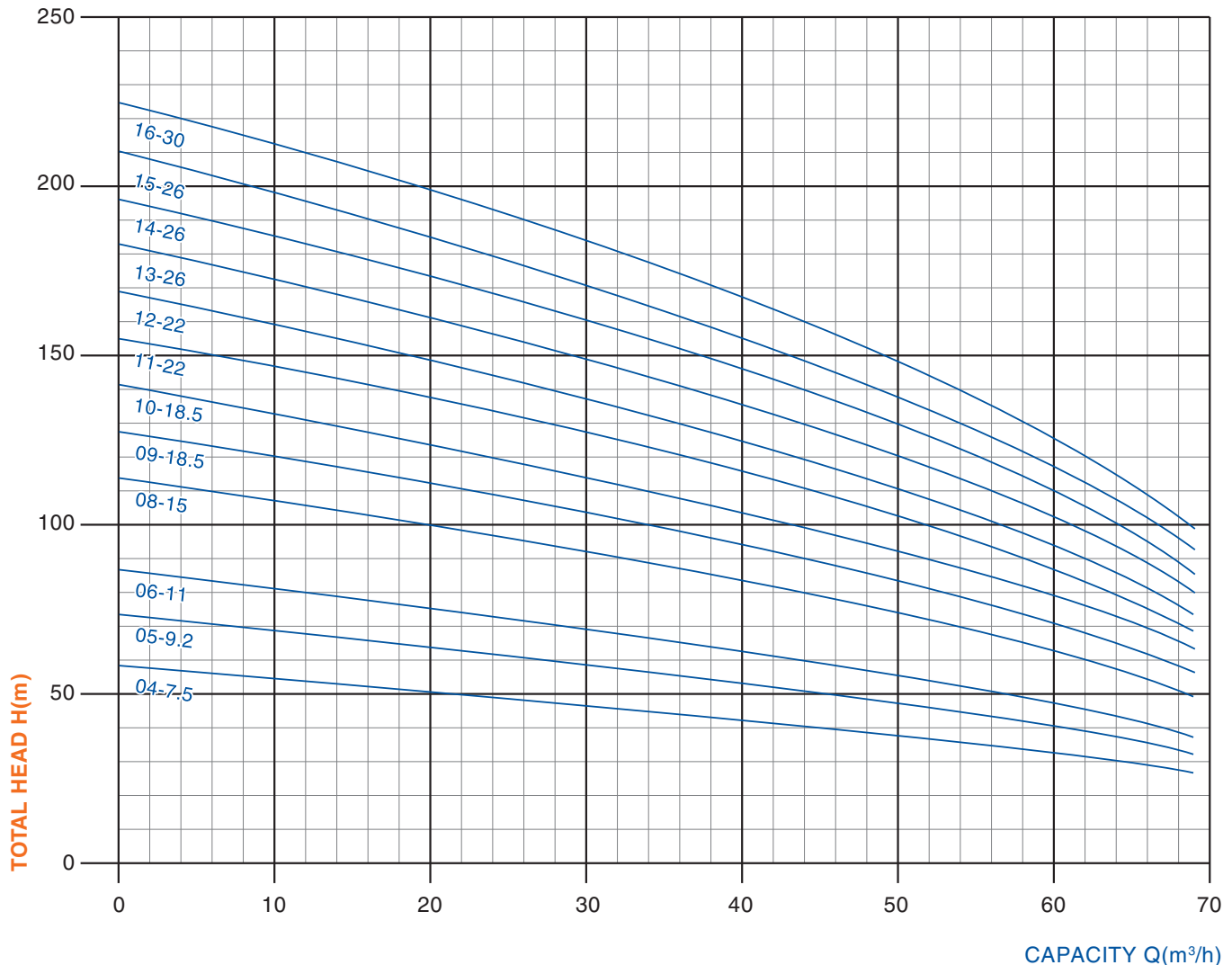
(according to our general sales conditions)



Components	Material
Components	①AISI 304 ②AISI 316ss
Check value	①AISI 304 ②AISI 316ss
Suction lantern	①AISI 304 ②AISI 316ss
Stage casing	①AISI 304 ②AISI 316ss
Impeller	①AISI 304 ②AISI 316ss
Shaft	①AISI 316 ②AISI 304ss
Shaft coupling	①AISI 316 ②AISI 304ss
Wear ring	Rubber
Motor external casing	AISI 304ss
Top cover	①Cast iron G20 UNI5007 ②AISI 304ss
Bottom support	①Cast iron G20 UNI5007 ②AISI 304ss
Seal	①NBR ②cARBON-SIC/TC
Shaft	AISI 304ss-C1045
Thrust bearing	①Ceramic/Carbon ②NSK
Radial bearing	①Ceramic/TC ②NSK

6SP60 - SUBMERSIBLE PUMPS

6SP60 SUBMERSIBLE PUMPS



Diffuser height: 113mm

CAPACITY Q(m³/h)

► PERFORMANCE TABLE

rpm: 2850 Outlet: G3" ~G4"

TYPE	Motor power		Capacity and head									
			l/min	0	666	750	833	916	1000	1083	Length	Weight
	KW	Hp	m³/h	0	40	45	50	55	60	65	mm	kg
6SP60-04	7.5	10	Head (m)	56	40	39	36	34	31	28	723	12.5
6SP60-05	9.2	12.5		70	51	48	45	42	39	34	836	15.0
6SP60-06	11	15		84	61	57	54	50	46	41	949	17.5
6SP60-08	15	20		112	82	77	72	67	62	55	1175	22.6
6SP60-09	18.5	25		126	93	87	81	75	70	61	1288	25.1
6SP60-10	18.5	25		140	103	96	90	84	78	69	1401	27.6
6SP60-11	22	30		154	116	108	100	93	86	76	1514	30.1
6SP60-12	22	30		168	124	112	110	102	94	83	1627	32.7
6SP60-13	26	35		182	163	127	118	110	102	90	1740	35.2
6SP60-14	26	35		196	146	137	128	119	110	97	1853	37.7
6SP60-15	26	35		210	155	145	135	126	117	104	1966	40.2
6SP60-16	30	40		224	168	156	145	135	125	111	2076	42.7

8"

8SP77 - SUBMERSIBLE PUMPS



► Applications

For water supply from wells or reservoirs
For domestic use, for civil and industrial applications
For garden use and irrigation

► Operating conditions

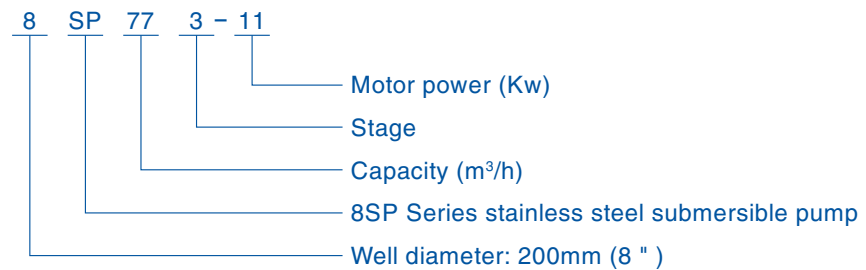
Maximum fluid temperature up to $\pm 50^{\circ}\text{C}$
Maximum sand content: 0.25%
Minimum well diameter: 8"

► Motor and Pump

Rewindable motor or Full obturated screen motor
① Direct start (1 cable)
② Star - delta start (2 cables)
Equip with start control box or digital auto - control box
NEMA dimension standards
Curve tolerance according to ISO2548
Maximum diameter $\phi 175\text{mm}$

► Warranty: 1 year

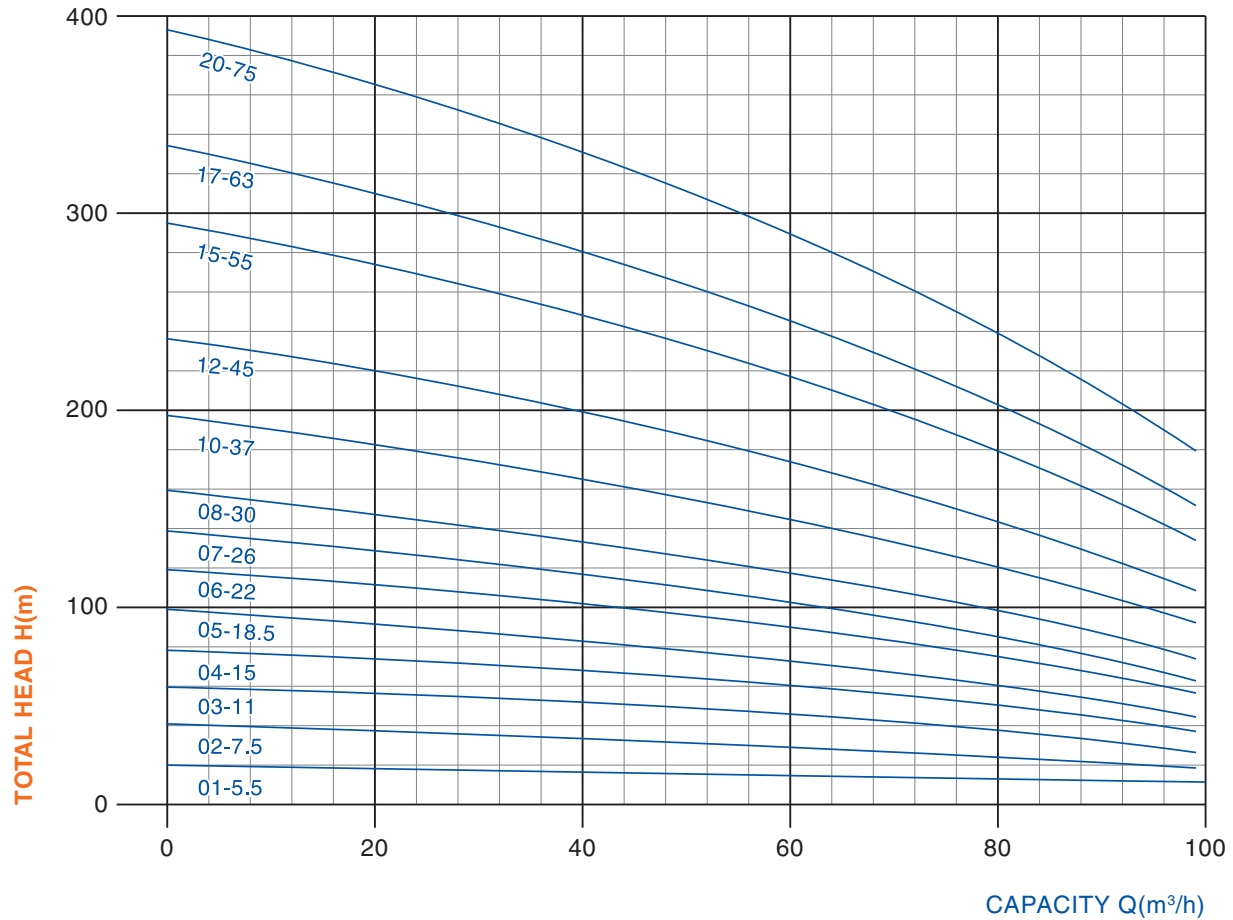
(according to our general sales conditions)



Components	Material
Components	① AISI 304 ② AISI 316ss
Check valve	① AISI 304 ② AISI 316ss
Suction lantern	① AISI 304 ② AISI 316ss
Stage casing	① AISI 304 ② AISI 316ss
Impeller	① AISI 304 ② AISI 316ss
Shaft	① AISI 316 ② AISI 304ss
Shaft coupling	① AISI 316 ② AISI 304ss
Wear ring	Rubber
Motor external casing	AISI 304ss
Top cover	① Cast iron G20 UNI5007 ② AISI 304ss
Bottom support	① Cast iron G20 UNI5007 ② AISI 304ss
Seal	① NBR ② cCARBON-SIC/TC
Shaft	AISI 304ss-C1045
Thrust bearing	① Ceramic/Carbon ② NSK
Radial bearing	① Ceramic/TC ② NSK

8SP77 - SUBMERSIBLE PUMPS

8SP77 SUBMERSIBLE PUMPS



Diffuser height: 128mm

Diffuser height: 104mm

► PERFORMANCE TABLE

rpm: 2850 Outlet: G5"

TYPE	Motor power		Capacity and head								
			l/min	0	833	1000	1166	1283	1500	Length1	Length2
	KW	Hp	m³/h	0	50	60	70	77	90	mm	mm
8SP77-01	5.5	7.5	Head (m)	20	16	15	14	13	10	563	414
8SP77-02	7.5	10		40	31	30	28	27	21	691	518
8SP77-03	11	15		59	49	44	42	40	31	891	622
8SP77-04	15	20		79	63	59	56	53	42	947	726
8SP77-05	18.5	25		99	78	74	70	67	52	1075	830
8SP77-06	22	30		119	94	89	84	80	63	1203	934
8SP77-07	26	35		139	110	104	98	93	73	1331	1038
8SP77-08	30	40		159	125	119	112	107	84	1459	1142
8SP77-10	37	50		198	157	148	140	133	105	1715	1350
8SP77-12	45	60		238	188	178	168	160	126	1971	1558
8SP77-15	55	75		297	235	222	210	200	157	2355	1870
8SP77-17	63	82		337	266	252	238	227	178	2611	2075
8SP77-20	75	100	397	313	297	280	267	210	2995	2390	

8"

8SP95 - SUBMERSIBLE PUMPS



► Applications

For water supply from wells or reservoirs
For domestic use, for civil and industrial applications
For garden use and irrigation

► Operating conditions

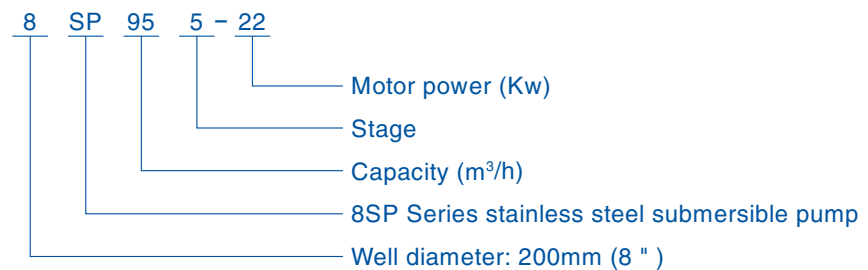
Maximum fluid temperature up to $\pm 50^{\circ}\text{C}$
Maximum sand content: 0.25%
Minimum well diameter: 8"

► Motor and Pump

Rewindable motor or Full obturated screen motor
① Direct start (1 cable)
② Star - delta start (2 cables)
Equip with start control box or digital auto - control box
NEMA dimension standards
Curve tolerance according to ISO2548
Maximum diameter $\phi 175\text{mm}$

► Warranty: 1 year

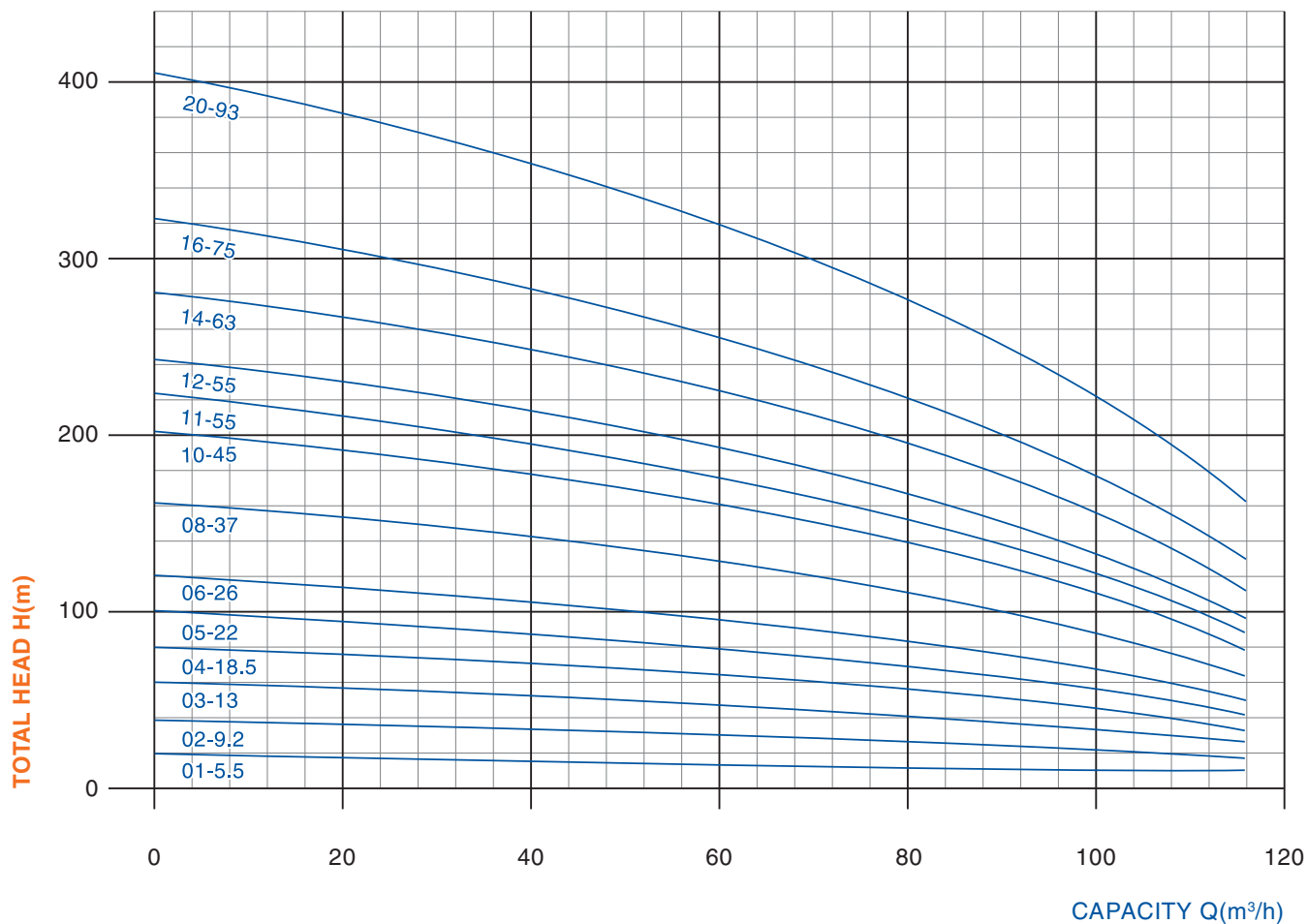
(according to our general sales conditions)



Components	Material
Components	① AISI 304 ② AISI 316ss
Check valve	① AISI 304 ② AISI 316ss
Suction lantern	① AISI 304 ② AISI 316ss
Stage casing	① AISI 304 ② AISI 316ss
Impeller	① AISI 304 ② AISI 316ss
Shaft	① AISI 316 ② AISI 304ss
Shaft coupling	① AISI 316 ② AISI 304ss
Wear ring	Rubber
Motor external casing	AISI 304ss
Top cover	① Cast iron G20 UNI5007 ② AISI 304ss
Bottom support	① Cast iron G20 UNI5007 ② AISI 304ss
Seal	① NBR ② cCARBON-SIC/TC
Shaft	AISI 304ss-C1045
Thrust bearing	① Ceramic/Carbon ② NSK
Radial bearing	① Ceramic/TC ② NSK

8SP95 - SUBMERSIBLE PUMPS

8SP95 SUBMERSIBLE PUMPS



Diffuser height: 128mm

Diffuser height: 104mm

► PERFORMANCE TABLE

rpm: 2850 Outlet: G5"

TYPE	Motor power		Capacity and head								Length mm	Weight kg
			l/min	0	1000	1333	1500	1593	1666	1833		
	KW	Hp	m³/h	0	60	80	90	95	100	110		
8SP95-01	5.5	7.5	Head (m)	21	16	14	13	12	11	9	563	414
8SP95-02	9.2	12.5		41	31	28	25	24	22	18	691	518
8SP95-03	13	17.5		61	47	41	38	36	33	28	819	622
8SP95-04	18.5	25		82	62	55	50	48	45	37	947	726
8SP95-05	22	30		102	78	69	63	60	56	46	1075	830
8SP95-06	26	35		123	94	83	75	72	67	55	1203	834
8SP95-08	37	50		163	124	110	100	93	89	73	1459	1038
8SP95-10	45	60		204	155	137	125	120	112	92	1715	1142
8SP95-11	55	75		225	172	152	139	132	123	101	1843	1350
8SP95-12	55	75		246	187	165	151	144	135	111	1971	1558
8SP95-14	63	85		285	218	193	176	168	157	129	2227	1870
8SP95-16	75	100		326	249	220	199	193	179	147	2483	2075
8SP95-20	93	125		408	312	276	252	240	224	184	2995	2390

10"

10SP125 - SUBMERSIBLE PUMPS



► Applications

For water supply from wells or reservoirs
For domestic use, for civil and industrial applications
For garden use and irrigation

► Operating conditions

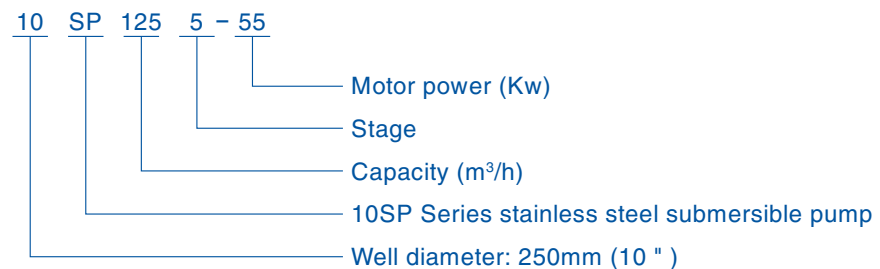
Maximum fluid temperature up to $\pm 50^{\circ}\text{C}$
Maximum sand content: 0.25%
Minimum well diameter: 10"

► Motor and Pump

Rewindable motor or Full obturated screen motor
① Direct start (1 cable)
② Star - delta start (2 cables)
Equip with start control box or digital auto - control box
NEMA dimension standards
Curve tolerance according to ISO2548
Maximum diameter $\phi 210\text{mm}$

► Warranty: 1 year

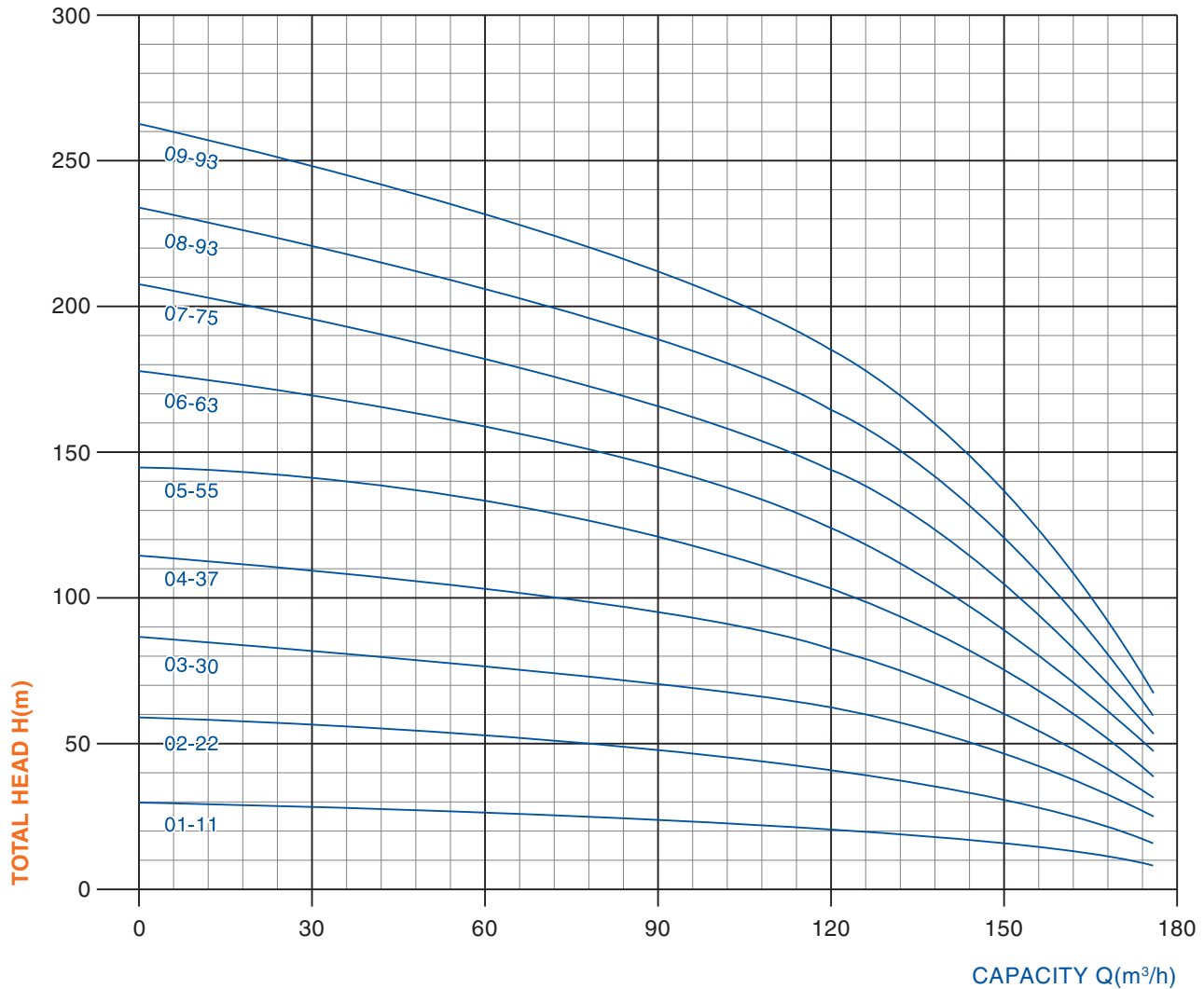
(according to our general sales conditions)



Components	Material
Components	① AISI 304 ② AISI 316ss
Check valve	① AISI 304 ② AISI 316ss
Suction lantern	① AISI 304 ② AISI 316ss
Stage casing	① AISI 304 ② AISI 316ss
Impeller	① AISI 304 ② AISI 316ss
Shaft	① AISI 316 ② AISI 304ss
Shaft coupling	① AISI 316 ② AISI 304ss
Wear ring	Rubber
Motor external casing	AISI 304ss
Top cover	① Cast iron G20 UNI5007 ② AISI 304ss
Bottom support	① Cast iron G20 UNI5007 ② AISI 304ss
Seal	① NBR ② cCARBON-SIC/TC
Shaft	AISI 304ss-C1045
Thrust bearing	① Ceramic/Carbon ② NSK
Radial bearing	① Ceramic/TC ② NSK

10SP125 - SUBMERSIBLE PUMPS

10SP125 SUBMERSIBLE PUMPS



Diffuser height: 156mm

► PERFORMANCE TABLE

rpm: 2850 Outlet: G5"

TYPE	Motor power		Capacity and head								
			l/min	0	833	1333	1666	2000	2333	2666	Length
	KW	Hp	m³/h	0	50	80	100	125	140	160	mm
10SP125-01	11	15	Head (m)	30	28	24	22	20	17	13	616
10SP125-02	22	30		59	55	49	45	40	35	26	772
10SP125-03	30	40		87	83	74	67	60	53	40	928
10SP125-04	37	50		115	110	98	91	80	70	52	1084
10SP125-05	55	75		146	141	127	118	100	95	61	1240
10SP125-06	63	85		178	165	142	130	120	100	75	1396
10SP125-07	75	100		208	192	165	152	140	115	89	1552
10SP125-08	93	125		235	220	189	172	160	132	100	1708
10SP125-09	93	125		264	248	214	195	180	150	112	1864

10"

10SP160 - SUBMERSIBLE PUMPS



► Applications

For water supply from wells or reservoirs
For domestic use, for civil and industrial applications
For garden use and irrigation

► Operating conditions

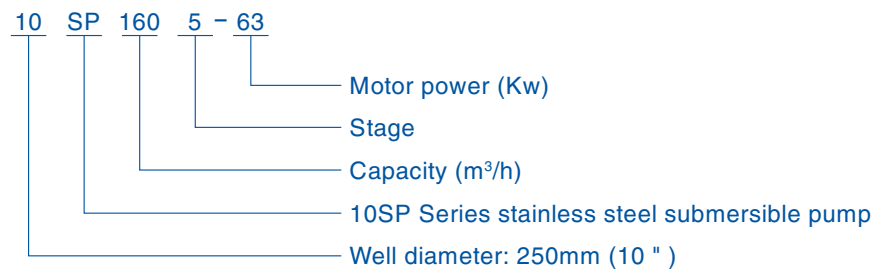
Maximum fluid temperature up to $\pm 50^{\circ}\text{C}$
Maximum sand content: 0.25%
Minimum well diameter: 10"

► Motor and Pump

Rewindable motor or Full obturated screen motor
① Direct start (1 cable)
② Star - delta start (2 cables)
Equip with start control box or digital auto - control box
NEMA dimension standards
Curve tolerance according to ISO2548
Maximum diameter $\phi 210\text{mm}$

► Warranty: 1 year

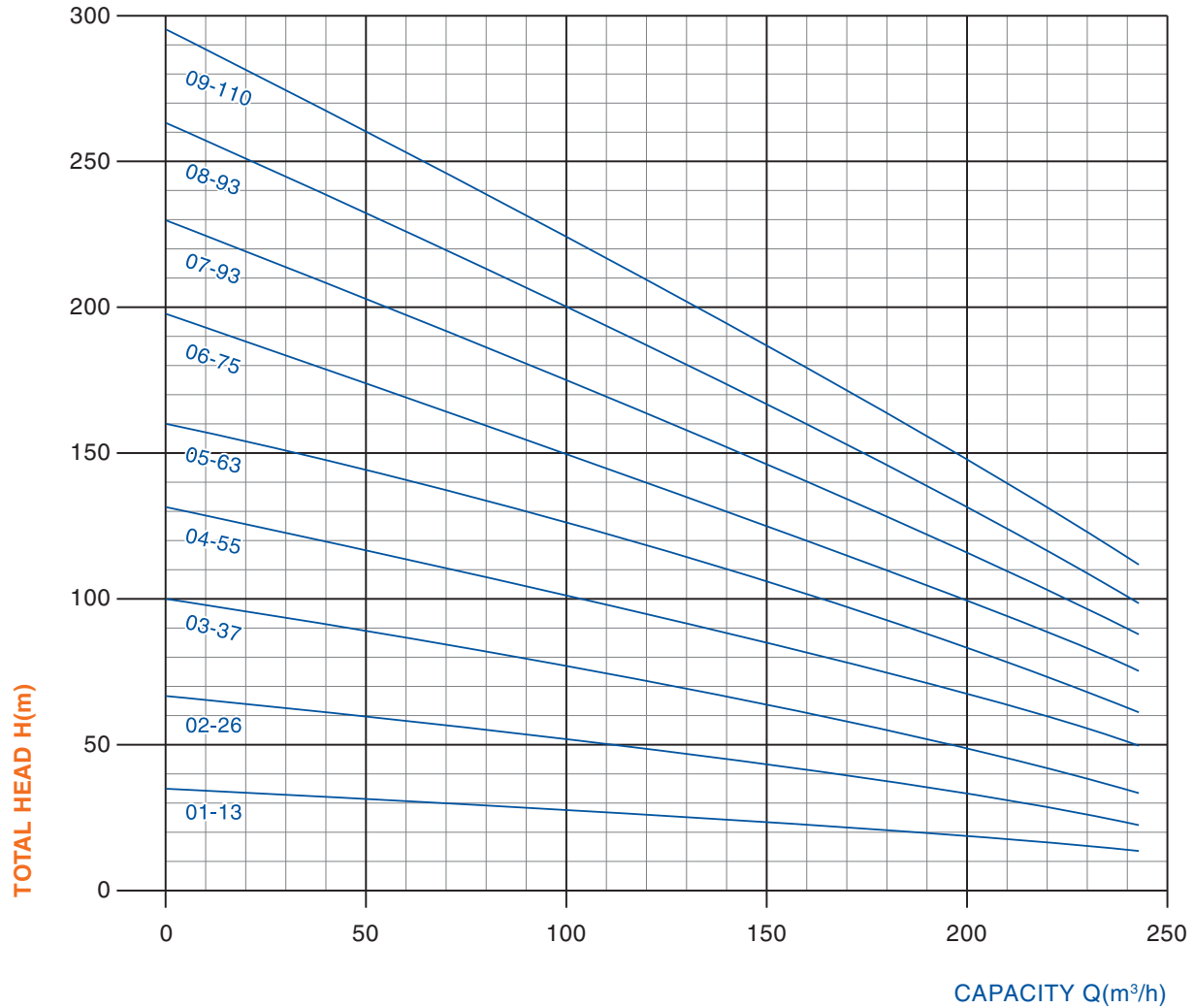
(according to our general sales conditions)



Components	Material
Components	①AISI 304 ②AISI 316ss
Check valve	①AISI 304 ②AISI 316ss
Suction lantern	①AISI 304 ②AISI 316ss
Stage casing	①AISI 304 ②AISI 316ss
Impeller	①AISI 304 ②AISI 316ss
Shaft	①AISI 316 ②AISI 304ss
Shaft coupling	①AISI 316 ②AISI 304ss
Wear ring	Rubber
Motor external casing	AISI 304ss
Top cover	①Cast iron G20 UNI5007 ②AISI 304ss
Bottom support	①Cast iron G20 UNI5007 ②AISI 304ss
Seal	①NBR ②cARBON-SIC/TC
Shaft	AISI 304ss-C1045
Thrust bearing	①Ceramic/Carbon ②NSK
Radial bearing	①Ceramic/TC ②NSK

10SP160 - SUBMERSIBLE PUMPS

10SP160 SUBMERSIBLE PUMPS



Diffuser height: 156mm

► PERFORMANCE TABLE

rpm: 2850 Outlet: G6"

TYPE	Motor power		Capacity and head						Length mm
			l/min	0	1666	2000	2666	3000	
	KW	Hp	m³/h	0	100	120	160	180	
10SP160-01	13	17.5	Head (m)	33	25	23	20	18	616
10SP160-02	26	35		65	50	46	40	36	772
10SP160-03	37	50		99	75	69	60	52	928
10SP160-04	55	75		132	100	92	80	72	1084
10SP160-05	63	85		160	135	115	100	90	1240
10SP160-06	75	100		198	150	138	120	108	1396
10SP160-07	93	125		231	175	161	140	136	1552
10SP160-08	93	125		264	200	183	160	144	1708
10SP160-09	110	150		297	225	205	180	162	1864



Via Peripoli R e G 1/3 (lat. Via Selva Bassa), 36075
Montecchio Maggiore (VICENZA) - Italy
Telephone: +39 0444 490515
Fax: +39 0444 490518

